

Tool sets

Tool sets	Introduction	H.2
	Tool cases	H.4
	Crimp Sets and accessories	H.5
	Assortment boxes and cases	H.11
	Inserts	H.12

Weidmüller offers a comprehensive range of accessories

Crimping sets

Workshops and companies prefer well-organised tool sets. This reduces searching and preparation times and thus saves hard cash. Weidmüller has recognised these important aspects and implements this in its product combinations. These product combinations stand out due to their high user benefit and functional features. Weidmüller crimping sets for cutting, stripping and crimping wire end ferrules provide you with practical works equipment for everyday use.

H





Tool cases

Pro Case Premium



Pro Case Insta



Assembly

Article description	Type	Qty.
Sheathing stripper for up to 25mm O.D.	AM 25	1
Cutter for up to 8 mm O.D.	KT 8	1
Stripping tool for up to 6 mm ²	STRIPAX	1
Combined screwing/cutting tool	SWIFTY SET	1
Set of offset hexagon wrenches with ball point	SK WSD-S 1,5-10,0	1
Hexagon wrenches with ball point	SKS 2,0-8,0 MR	1
VDE insulated slotted Phillips screwdriver set	SDIS 2,5-5,5/PH1/2	1
6-piece slotted and PH crosshead screwdriver set	SDS 2,5-5,5/PH1/2	1
Crimping tools for wire end ferrules 0.14 to 6 mm ²	PZ 6 Roto	1
Bit-Box, 9 pieces 1/4 E6.3	Bit-Box WI DMS 3	1
Wire end ferrule assortment, 0.5-2.5 mm ² , DIN	H-BOX 0,5-2,5QMM DIN	1
Stripping and cutting tool for data cables	AM 12	1
Insulated combination pliers, 180 mm long	KBZ 180	1
VDE insulated side-cutting pliers, 180 mm long	SE HD 180	1
Insulated round-nose pliers with long jaws	RZ 160	1
Insulated long-nose pliers with cutter, 160 mm long	FRZ S 160	1
Insulated wire stripper for wires up to 5 mm dia.	AIZ 160	1
Continuity tester with lamp	TESTBOY 20	1
Round cable stripper/Longitudinal cutter	STRIPPER ROUND TOP	1
Universal switchgear cabinet key	CROSS-KEY UNIVERSAL	1
Torque screwdriver, 0.5-1.7 Nm	DMS MANUAL 0.5-1.7	1
Caña intercamb. tornillos de cabeza ranurada tam. 0,5x3	WK S 0,5x3,0	1
Voltage tester up to 690 V/ 100 Hz LCD	DIGI-CHECK 3.2	1
Voltage tester up to 690 V/ 100 Hz LED	COMBI-CHECK 1.3	1
Case	Pro Case empty	1

Assembly

Article description	Type	Qty.
Sheathing stripper for up to 25mm O.D.	AM 25	1
Cutter for up to 8 mm O.D.	KT 8	1
Stripping tool for up to 6 mm ²	STRIPAX	1
Set of offset hexagon wrenches with ball point	SK WSD-S 1,5-10,0	1
Hexagon wrenches with ball point	SKS 2,0-8,0 MR	1
VDE insulated slotted Phillips screwdriver set	SDIS 2,5-5,5/PH1/2	1
Crimping tools for wire end ferrules 0.14 to 6 mm ²	PZ 6 Roto	1
Wire end ferrule assortment, 0.5-2.5 mm ² , DIN	H-BOX 0,5-2,5QMM DIN	1
Stripping and cutting tool for data cables	AM 12	1
Insulated long-nose pliers with cutter, 160 mm long	FRZ S 160	1
Insulated combination pliers, 180 mm long	KBZ 180	1
VDE insulated side-cutting pliers, 180 mm long	SE HD 180	1
Continuity tester with lamp	TESTBOY 20	1
Round cable stripper/Longitudinal cutter	STRIPPER ROUND TOP	1
ring spanner set	PACK HEXA 8-13 RED-L	1
Universal switchgear cabinet key	CROSS-KEY UNIVERSAL	1
Measuring tape	FLEXIMET 5 M	1
Voltage tester up to 690 V/ 100 Hz LED	COMBI-CHECK 1.3	1
Water pump pliers	AUTOGRIPPER 10 RED-L	1
Case	Pro Case empty	1

Technical data

length x width x height	48/40/17 cm
Weight	8500 g

Technical data

length x width x height	48/40/17 cm
Weight	7680 g

Ordering data

Type	Order No.
Toolbox Pro Case Premium	9202460000

Ordering data

Type	Order No.
Pro Case Insta	9203160000

Crimp-Set PZ 4



Crimp Set for cutting, stripping and crimping of wire end ferrules up to 4.0 mm², consisting of:

- Assortment box PSC4-01 clear with insert A8 (4 pieces) and insert A7 (2 pieces)
- Stripping tool stripax® for conductors with PVC Insulation from 0.08...6.0 mm²
- Crimping tool PZ 4 for wire end ferrules from 0.5...4.0 mm²
- Wire end ferrules with plastic collar

H 0.5...H 4.0

- Weidmüller colour code
- DIN colour code
- Other

Crimp-Set PZ 3



Crimp Set for cutting, stripping and crimping of wire end ferrules up to 6.0 mm², consisting of:

- Assortment box PSC 01 clear with insert A8 (6 pieces) and insert A7 (1 piece)
- Stripping tool stripax® for conductors with PVC Insulation from 0.08...6.0 mm²
- Crimping tool PZ 3 for wire end ferrules from 0.5...6.0 mm²
- Wire end ferrules with plastic collar

H 0.5...H 6.0

- Weidmüller colour code
- DIN colour code
- Other

Crimp-Set PZ 6 roto



Crimp Set for cutting, stripping and crimping of wire end ferrules up to 6.0 mm², consisting of:

- Assortment box PSC 01 clear with insert A8 (6 pieces) and insert A7 (1 piece)
- Stripping tool stripax® for conductors with PVC Insulation from 0.08...6.0 mm²
- Crimping tool PZ 6 roto for wire end ferrules from 0.14...6.0 mm²
- Wire end ferrules with plastic collar

H 0.5...H 6.0

- Weidmüller colour code
- DIN colour code
- Other

Assembly

Type of w.e.ferrule (cond. cross-sec./length)	Piece
H0.5/14	500
H0.75/14	500
H1.0/14	1000
H1.5/14	1000
H2.5/14	500
H4.0/17	250

Tools

STRIPAX	1
PZ 4	1

Technical specification

length x width x height	340/270/60 mm
Weight	1780 g

Ordering data

Colour code	Type	Order No.
Weidmüller	CRIMP-SET PZ 4	9025800000
DIN	CRIMP-SET PZ 4 D	9028630000
other	CRIMP-SET PZ 4 T	9028640000

Assembly

Type of w.e.ferrule (cond. cross-sec./length)	Piece
H0.5/14	500
H0.75/14	500
H1.0/14	500
H1.5/14	500
H2.5/14	500
H4.0/17	250
H6.0/20	250

Tools

STRIPAX	1
PZ 3	1

Technical specification

length x width x height	340/270/60 mm
Weight	1743 g

Ordering data

Colour code	Type	Order No.
Weidmüller	CRIMP-SET PZ 3	9028650000
DIN	CRIMP-SET PZ 3 D	9028660000
other	CRIMP-SET PZ 3 T	9028670000

Assembly

Type of w.e.ferrule (cond. cross-sec./length)	Piece
H0.5/14	500
H0.75/14	500
H1.0/14	500
H1.5/14	500
H2.5/14	500
H4.0/17	250
H6.0/20	250

Tools

STRIPAX	1
PZ 6 Roto	1

Technical specification

length x width x height	340/270/60 mm
Weight	1760 g

Ordering data

Colour code	Type	Order No.
Weidmüller	CRIMP-SET PZ 6 ROTO	9028680000
DIN	CRIMP-SET PZ 6 ROTO D	9028690000
other	CRIMP-SET PZ 6 ROTO T	9028700000

Crimp Sets and accessories

Crimp Set PZ 6 HEX



Crimp Set for cutting, stripping and crimping of wire end ferrules up to 6.0 mm², consisting of:

- Assortment box PSC 01 clear with insert A8 (6 pieces) and insert A7 (1 piece)
- Stripping tool stripax[®] for conductors with PVC Insulation from 0.08...6.0 mm²
- Crimping tool PZ 6 HEX for wire end ferrules from 0.14...6.0 mm²
- Wire end ferrules with plastic collar

H 0.5...H 6.0

- Weidmüller colour code
- DIN colour code
- Other

Crimp-Set PZ 6/5



Crimp Set for cutting, stripping and crimping of wire end ferrules up to 6.0 mm², consisting of:

- Assortment box PSC 01 clear with insert A8 (6 pieces) and insert A7 (1 piece)
- Stripping tool stripax[®] for conductors with PVC Insulation from 0.08...6.0 mm²
- Crimping tool PZ 6/5 for wire end ferrules from 0.25...6.0 mm²
- Wire end ferrules with plastic collar

H 0.5...H 6.0

- Weidmüller colour code
- DIN colour code
- Other

Crimp-Set stripax[®] plus



Crimp Set for cutting, stripping and crimping of wire end ferrules up to 2.5 mm², consisting of:

- Assortment box PSC 01 clear with foamed insert
- Combi tool stripax[®] plus for processing linked wire end ferrules on strip from 0.5...2.5 mm² from Weidmüller
- Wire end ferrules with plastic collar

H 0.5...H 2.5

- Weidmüller colour code
- DIN colour code
- Other

Assembly

Type of w.e.ferrule (cond. cross-sec./length)	Piece
H0.5/14	500
H0.75/14	500
H1.0/14	500
H1.5/14	500
H2.5/14	500
H4.0/17	250
H6.0/20	250
Tools	
PZ 6 HEX	1
STRIPAX	1

Technical specification

length x width x height	340/270/60 mm
Weight	1695 g

Ordering data

Colour code	Type	Order No.
Weidmüller	CRIMP-SET PZ 6 HEX	9028710000
DIN	CRIMP-SET PZ 6 HEX D	9028720000
other	CRIMP-SET PZ 6 HEX T	9028730000

Assembly

Type of w.e.ferrule (cond. cross-sec./length)	Piece
H0.5/14	500
H0.75/14	500
H1.0/14	500
H1.5/14	500
H2.5/14	500
H4.0/17	250
H6.0/20	250
Tools	
STRIPAX	1
PZ 6/5	1

Technical specification

length x width x height	340/270/60 mm
Weight	1761 g

Ordering data

Colour code	Type	Order No.
Weidmüller	CRIMP-SET PZ 6/5	9028740000
DIN	CRIMP-SET PZ 6/5 D	9028750000
other	CRIMP-SET PZ 6/5 T	9028760000

Assembly

Type of w.e.ferrule (cond. cross-sec./length)	Piece
H0.5/14 BD	500
H0.75/14 BD	500
H1.0/14 BD	500
H1.5/14 BD	500
H2.5/14 BD	500
Tools	
STRIPAX PLUS 2.5	1

Technical specification

length x width x height	340/270/60 mm
Weight	1110 g

Ordering data

Colour code	Type	Order No.
Weidmüller	CRIMP-SET STRIPAX PLUS	9028770000
DIN	CRIMP-SET STRIPAX PLUS D	9028780000
other	CRIMP-SET STRIPAX PLUS T	9028790000

Crimp-Set PZ 16



Crimp Set for cutting, stripping and crimping of wire end ferrules up to 16.0 mm², consisting of:

- Assortment box PSC 01 clear with insert A8 (4 pieces) and insert A7 (2 pieces)
- Stripping tool stripax® 16 for conductors with PVC Insulation from 6.0...16.0 mm²
- Crimping tool PZ 16 for wire end ferrules from 6.0...16.0 mm²
- Wire end ferrules with plastic collar

H 6.0...H 16.0

- Weidmüller colour code
- DIN colour code
- Other

Crimp-Set PZ ZH 16



Crimp Set for cutting, stripping and crimping of wire end ferrules up to 16.0 mm², consisting of:

- Assortment box PSC 01 clear with insert A7 (4 pieces)
- Stripping tool stripax® 16 for conductors with PVC Insulation from 6.0...16.0 mm²
- Crimping tool PZ ZH 16 for twin-wire end ferrules from 6.0...16.0 mm²
- Wire end ferrules with plastic collar

H 6.0...H 16.0

- Weidmüller colour code
- DIN colour code
- Other

Crimp-Set PZ 50



Crimp Set for cutting, stripping and crimping of wire end ferrules up to 50.0 mm², consisting of:

- Assortment box PSC 01 clear with insert A7 (4 pieces) and foamed insert for the tools
- Sheathing stripper AM 25 for PVC round cable from 4.5...25 mm²
- Crimping tool PZ 50 for wire end ferrules 25, 35 and 50.0 mm²
- Wire end ferrules with plastic collar

H 25...H 50.0

- Weidmüller colour code
- DIN colour code
- Other

Assembly

Type of w.e.ferrule (cond. cross-sec./length)	Piece
H6.0/20	200
H10.0/22	200
H16.0/28	200
H16.0/24	100

Tools

PZ 16	1
STRIPAX	1

Technical specification

length x width x height	340/270/60 mm
Weight	1725 g

Ordering data

Colour code	Type	Order No.
Weidmüller	CRIMP-SET PZ 16	9025850000
DIN	CRIMP-SET PZ 16 D	9028800000
other	CRIMP-SET PZ 16 T	9028810000

Assembly

Type of w.e.ferrule (cond. cross-sec./length)	Piece
H6.0/25	100
H6.0/29	100
H10.0/26	100
H16.0/29	50

Tools

STRIPAX 16	1
PZ ZH 16	1

Technical specification

length x width x height	340/270/60 mm
Weight	1812 g

Ordering data

Colour code	Type	Order No.
Weidmüller	CRIMP-SET PZ ZH 16	9028820000
DIN	CRIMP-SET PZ ZH 16 D	9028830000
other	CRIMP-SET PZ ZH 16 T	9028840000

Assembly

Type of w.e.ferrule (cond. cross-sec./length)	Piece
H25.0/30	50
H25.0/36	50
H35.0/30	50
H50.0/36	25

Tools

PZ 50	1
AM 25	1

Technical specification

length x width x height	340/270/60 mm
Weight	1800 g

Ordering data

Colour code	Type	Order No.
Weidmüller	CRIMP-SET PZ 50	9028850000
DIN	CRIMP-SET PZ 50 D	9028870000
other	CRIMP-SET PZ 50 T	9028880000

Crimp Sets and accessories

Crimp Set CTI 6



Assembly

Article description	Type	Qty.
Stripping tool for up to 6 mm ²	STRIPAX	1
Herr. para prensar con. aislados 0,5-6 mm ² (mango corto)	CTI 6 S	1
Insulated ring-type cable lugs 1.5 mm ² / M4	LIR 1.5M4 V	100
Insulated ring-type cable lugs 1.5 mm ² / M5	LIR 1.5M5 V	100
Insulated ring-type cable lugs 2.5 mm ² / M5	LIR 2.5M5 V	100
Insulated ring-type cable lugs 2.5 mm ² / M6	LIR 2.5M6 V	100
Insulated ring-type cable lugs 6.0 mm ² / M5	LIR 6M5 V	100
Insulated ring-type cable lugs 6.0 mm ² / M6	LIR 6M6 V	100
Insulated pin-type cable lugs 1.5 mm ² L=12 mm	LIP 1.5R12 V	100
Insulated pin-type cable lugs 2.5 mm ² L=12 mm	LIP 2.5R12 V	100
Insulated pin-type cable lugs 6.0 mm ² L=14 mm	LIP 6.0R14 V	100
Insulated butt connectors 1.5 mm ² L=24.5 mm	LIB 1.5B25 VF	100
Insulated butt connectors 2.5 mm ² L=24.5 mm	LIB 2.5B25 VF	100
Insulated butt connectors 6.0 mm ² L=26.0 mm	LIB 6.0B26 VF	100
Insulated fork-type cable lugs 1.5 mm ² / M4	LIS 1.5M4 V	100
Insulated fork-type cable lugs 2.0 mm ² / M5	LIS 2.5M5 V	100
Insulated fork-type cable lugs 6.0 mm ² / M6	LIS 6.0M6 V	100
Insulated flat blade receptacle 1.5 mm ² / 2.8x0.8	LIF 1.5F288 R	100
Insulated flat blade receptacle 1.5 mm ² / 6.3x0.8	LIF 1.5F638 R	100
Insulated flat blade receptacle 2.5 mm ² / 6.3x0.8	LIF 2.5F638 R	100
Insulated flat blade receptacle 6.0 mm ² / 6.3x0.8	LIF 6.0F638 R	100

Technical data

length x width x height	410/410/75 mm
Weight	5 kg

Ordering data

Type	Order No.
Crimpsset CTI 6	9202600000

Crimp Set PZ / CTI



Assembly

Article description	Type	Qty.
Stripping tool for up to 6 mm ²	STRIPAX	1
Crimping tools for wire end ferrules 0.14 to 6 mm ²	PZ 6 Roto	1
Herr. para prensar con. aislados 0,5-6 mm ² (mango corto)	CTI 6 S	1
Wire end ferrule with plastic collar, white	H0,5/14D W	500
Wire end ferrule with plastic collar, red	H1,0/14D R	500
Wire end ferrule with plastic collar, blue	H2,5/14D BL	500
Wire end ferrule with plastic collar, grey	H4,0/17D GR	500
Wire end ferrule with plastic collar, yellow	H6,0/20D GE	100
Insulated ring-type cable lugs 1.5 mm ² / M4	LIR 1.5M4 V	100
Insulated ring-type cable lugs 1.5 mm ² / M5	LIR 1.5M5 V	100
Insulated pin-type cable lugs 1.5 mm ² L=12 mm	LIP 1.5R12 V	100
Insulated ring-type cable lugs 2.5 mm ² / M5	LIR 2.5M5 V	100
Insulated ring-type cable lugs 6.0 mm ² / M6	LIR 6M6 V	100
Insulated pin-type cable lugs 2.5 mm ² L=12 mm	LIP 2.5R12 V	100
Insulated pin-type cable lugs 6.0 mm ² L=14 mm	LIP 6.0R14 V	100
Insulated butt connectors 1.5 mm ² L=24.5 mm	LIB 1.5B25 VF	100
Insulated butt connectors 2.5 mm ² L=24.5 mm	LIB 2.5B25 VF	100
Insulated butt connectors 6.0 mm ² L=26.0 mm	LIB 6.0B26 VF	100
Insulated flat blade receptacle 1.5 mm ² / 2.8x0.8	LIF 1.5F288 R	100
Insulated flat blade receptacle 1.5 mm ² / 6.3x0.8	LIF 1.5F638 R	100
Insulated flat blade receptacle 2.5 mm ² / 6.3x0.8	LIF 2.5F638 R	100
Insulated flat blade receptacle 6.0 mm ² / 6.3x0.8	LIF 6.0F638 R	100

Technical data

length x width x height	410/410/70 mm
Weight	5 kg

Ordering data

Type	Order No.
Crimpsset PZ / CTI	9202610000

Crimp Set



Assembly

Article description	Type	Qty.
Wire end ferrule with plastic collar, white	H0,5/14D W	500
Wire end ferrule with plastic collar, grey	H0,75/14D GR	500
Wire end ferrule with plastic collar, red	H1,0/14D R	500
Wire end ferrule with plastic collar, black	H1,5/14D SW	500
Wire end ferrule with plastic collar, blue	H2,5/14D BL	500
Wire end ferrule with plastic collar, grey	H4,0/17D GR	500
Wire end ferrule with plastic collar, yellow	H6,0/20D GE	100
Insulated ring-type cable lugs 1.5 mm ² / M4	LIR 1.5M4 V	100
Insulated ring-type cable lugs 1.5 mm ² / M5	LIR 1.5M5 V	100
Insulated ring-type cable lugs 2.5 mm ² / M5	LIR 2.5M5 V	100
Insulated ring-type cable lugs 6.0 mm ² / M6	LIR 6M6 V	100
Insulated pin-type cable lugs 1.5 mm ² L=12 mm	LIP 1.5R12 V	100
Insulated pin-type cable lugs 2.5 mm ² L=12 mm	LIP 2.5R12 V	100
Insulated pin-type cable lugs 6.0 mm ² L=14 mm	LIP 6.0R14 V	100
Insulated butt connectors 1.5 mm ² L=24.5 mm	LIB 1.5B25 VF	100
Insulated butt connectors 2.5 mm ² L=24.5 mm	LIB 2.5B25 VF	100
Insulated butt connectors 6.0 mm ² L=26.0 mm	LIB 6.0B26 VF	100
Insulated flat blade receptacle 1.5 mm ² / 2.8x0.8	LIF 1.5F288 R	100
Insulated flat blade receptacle 1.5 mm ² / 6.3x0.8	LIF 1.5F638 R	100
Insulated flat blade receptacle 2.5 mm ² / 6.3x0.8	LIF 2.5F638 R	100
Insulated flat blade receptacle 6.0 mm ² / 6.3x0.8	LIF 6.0F638 R	100

Technical data

length x width x height	320/400/55 mm
Weight	3635 g

Ordering data

Type	Order No.
Crimp-Set contacts	9202640000

Crimp Sets and accessories

Crimp-Set CombiCheck 1.3



Crimp-Set DigiCheck 5.2



Assembly

Article description	Type	Qty.
Stripping tool for up to 6 mm ²	STRIPAX	1
Crimping tools for wire end ferrules 0.14 to 6 mm ²	PZ 6 Roto	1
Voltage tester up to 690 V/ 100 Hz LED	COMBI-CHECK 1.3	1
Wire end ferrule with plastic collar, white	H0,5/14D W	500
Wire end ferrule with plastic collar, grey	H0,75/14D GR	500
Wire end ferrule with plastic collar, red	H1,0/14D R	500
Wire end ferrule with plastic collar, black	H1,5/14D SW	500
Wire end ferrule with plastic collar, blue	H2,5/14D BL	500
Wire end ferrule with plastic collar, grey	H4,0/17D GR	500
Wire end ferrule with plastic collar, yellow	H6,0/20D GE	100
Cable ties	CB 100/2.5 BLACK	100
Cable ties	CB 150/3.6 BLACK	100

Assembly

Article description	Type	Qty.
Stripping tool for up to 6 mm ²	STRIPAX	1
Crimping tools for wire end ferrules 0.14 to 6 mm ²	PZ 6 Roto	1
Voltage tester up to 690 V/ 2000 Hz LCD	DIGI-CHECK 5.2	1
Wire end ferrule with plastic collar, white	H0,5/14D W	500
Wire end ferrule with plastic collar, grey	H0,75/14D GR	500
Wire end ferrule with plastic collar, red	H1,0/14D R	500
Wire end ferrule with plastic collar, black	H1,5/14D SW	500
Wire end ferrule with plastic collar, blue	H2,5/14D BL	500
Wire end ferrule with plastic collar, grey	H4,0/17D GR	500
Wire end ferrule with plastic collar, yellow	H6,0/20D GE	100
Cable ties	CB 100/2.5 BLACK	100
Cable ties	CB 150/3.6 BLACK	100

H

Technical data

length x width x height	420/413/57 mm
Weight	2.5 kg

Technical data

length x width x height	415/413/57 mm
Weight	2.6 kg

Ordering data

Type	Colour code	Order No.
Crimpset CombiCheck 1.3	DIN	9202580000

Ordering data

Type	Colour code	Order No.
Crimpset Digi Check 5.2	DIN	9202590000

Assortment boxes and cases

- Body of case made from unbreakable polypropylene
- portable and uncluttered storage in minimum space
- with two robust sliding catches
- boxes and cases for assortments can be stood upright and can be stacked without risk of slipping
- can be subdivided with special inserts

PSC 4-01 – PSC 80 – CARRYLITE 55

Assortment case, empty


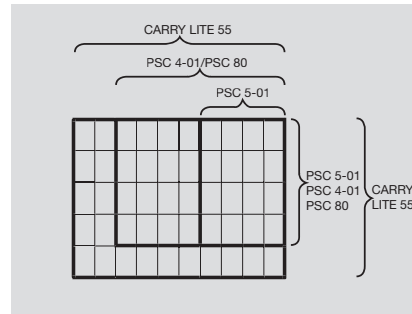


PSC 5-01

Assortment box, empty



- Grids of U-sections in cover and base hold dividers in position and ensure sorted contents remain sorted!
- transparent polycarbonate cover
- **excellent shock resistance**
- with ergonomic carry handle



Technical data

Product data	
Colour of body	
Colour of fittings	
Material of cover	
Weight	g

PSC4-01	PSC80 PC	CARRYLITE 55
anthracite	anthracite	anthracite
orange	orange	orange
Polycarbonate	Polycarbonate	Polycarbonate
580	840	1000

PSC5-01
anthracite
orange
Polypropylene
200

Dimensions	
Length	mm
Width	mm
Height	mm

261	241	330
338	338	413
57	79	57

195
241
56

Information

Information

Information

Ordering data

Version

Type	Qty.	Order No.
ASSORTMENT CASE PSC4-01	1	9028860000
CASE PSC80 PC	1	9202330000
ASSORTMENT CASE CARRY LITE 55	1	9202000000

Type	Qty.	Order No.
ASSORTMENT CASE PSC5-01 PP	1	9202010000

Information

Information

Information

Accessories

Information

Dividers on the following pages

Dividers on the following pages

Inserts

Inserts

Transparent, loose compartment dividers for individual interior layouts.

- resistant to oils, acids and alkalis
- made from unbreakable polypropylene

A7-1 – A9-1 – A9-2

Inserts for PSC 4-01, PSC 5-01, CARRYLITE 55



- Divider for fitting vertically

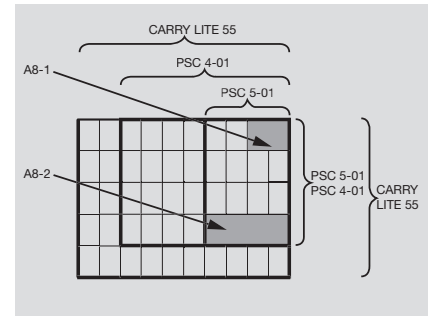
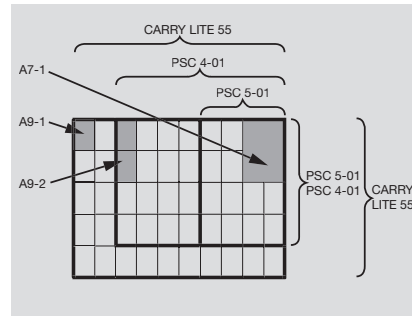
A8-1 – A8-2

Inserts for PSC 4-01, PSC 5-01, CARRYLITE 55



- Divider for fitting horizontally

H



Technical data

Product data	
Colour of body	
Colour of fittings	
Material of cover	
Weight	g

A7-1	A9-1	A9-2
natural	natural	natural
32	12	20

A8-1	A8-2
natural	natural
17	40

Dimensions	
Length	mm
Width	mm
Height	mm

109	55	109
79	39	39
47	47	47

79	177
55	55
47	47

Information

Information

Information

Ordering data

Version

Type	Qty.	Order No.
INSERT A7-1 CL55	1	9028450000
INSERT A9-1 CL55	1	9202020000
INSERT A9-2 CL55	1	9203260000

Type	Qty.	Order No.
INSERT A8-1 CL55	1	9028460000
INSERT A8-2 CL55	1	9028420000

Information

Information

Information

Accessories

Information

Information

Information

Inserts

Transparent, loose compartment dividers for individual interior layouts

- resistant to oils, acids and alkalis
- made from unbreakable polypropylene

BA7 – BA8

Inserts for PSC 80

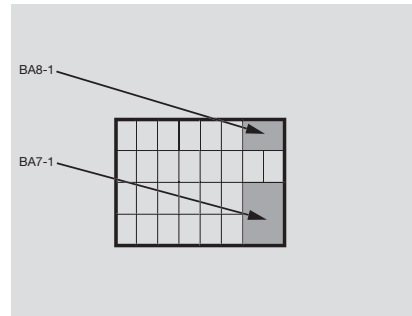


BA8-1

- Divider for fitting horizontally

BA7-1

- Divider for fitting vertically



Technical data

Product data		BA7-1	BA8-1
Colour of body		natural	natural
Colour of fittings			
Material of cover			
Weight	g	40	25

Dimensions		BA7-1	BA8-1
Length	mm	109	55
Width	mm	79	79
Height	mm	79	79

Information	

Ordering data

Version	Type	Qty.	Order No.
	INSERT BA7-PSC 80	1	9202320000
	INSERT BA8-PSC 80	1	9202310000

Information	

Accessories

Information	

Automatic machines

Automatic machines	Introduction	1.2
	Cable cutting machines	1.3
	Stripping machines	1.4
	Stripping and crimping machines	1.6

Automatic machines

Rationalised crimping increasingly demands the automation of individual process stages. "Optimised installation times" is the requirement that innovative markets impose on their strategic partners.

Automatic machines that permit rational processing of the conductor material are the answer to a future-oriented approach, with flexibility and functionality playing a major role for the customer.

Weidmüller's comprehensive range of automatic machines provides professional and rational solutions for cable machining and processing.



CutFix 8**Cable cutting machines**

The CutFix 8 is a microprocessor-controlled tool for the automatic cutting to length of solid and flexible single conductors with a max. outer diameter of 8 mm.

Repetition accuracy is achieved by a precise servo DC drive.

- Optimised dimensional accuracy due to length correction (e.g. for special insulators)
- Adjustable cable clamping force
- RS 232 interface for controlling the automatic sizer via an IBM-compatible PC
- Software (supplied) enables management, documentation and transfer of cutting jobs via a PC
- Removable hand-held terminal for entering individual cutting jobs

Technical data**CutFix 8**

Cutting capacity	
Single conductor, flexible	0.14 ... 10 mm ²
Single conductor, solid	0.5 ... 2.5 mm ²
Aperture	Max. 8 mm outer Ø
Feed rate	1.5 m/sec
Length correction	Slip correction in mm adjustable for specific articles
Keypad	4 x 4 buttons for data input
Display	4 lines/20 characters
Length preselection	2 mm to 1000 mm
Amount preselection	Adjustable partial amount preselection
Switch-off	When end of cable is reached
Memory	For up to 256 cutting jobs
Serial interface	1
Software	For data transfer to PC
Electrical connection	230 V/50 Hz
Connected load	Approx. 200 W
Dimensions D x W x H (mm)	330 x 380 x 498 with keypad 330 x 390 x 408 w/o keypad
Weight	Approx. 24 kg

Ordering data

Type	Qty	Order No.
CutFix 8	1	9023100000

CCM**Cable cutting machines**

The CCM microprocessor-controlled automatic cutter cuts to length ribbon cables, round cables, insulating conduits and tubes. Its high repeat accuracy is achieved using a precision AC servodrive. The dimensional accuracy can, for particular requirements, be optimised by means of length correction. Using a special subprogram, it is simplicity itself for customers to adapt the program interface to their own company-specific requirements. The pressure on the cable from the drive can be adjusted by the built-in pressure regulator that controls the pneumatic opening.

Software is available that allows cutting jobs to be managed, documented and transferred. The CCM can be used wherever stationary preparation of medium and large cable series is required. It comes with handles for easy relocation.

Technical data**CCM**

Cutting force	Approx. 2900 N at 6 bar operating pressure
Aperture width	75 mm
Aperture height	40 mm
Ribbon cable	Max. cable width 75 mm
Solid and sheathed cables	up to Ø 25
Single conductor, flexible	0.08 ... 70 mm ²
Single conductor, solid	0.08 ... 16 mm ²
Insulating tubes and hoses	Up to nominal width 29 mm
Feeding speed	0 – 3 m/sec, programmable
Length correction	Slip correction in mm programmable for specific articles
Keypad	4 x 4 buttons for data input, 4 direct function buttons
Display	4 lines/40 characters
Languages	D, NL, F, UK, P, I, E, CZ
Length preselection	1 mm to 999999 mm
Amount preselection	Adjustable partial amount preselection
Switch-off	When cable end is reached
Memory	For up to 20,000 cutting jobs
Serial interface	1
Software (optional)	For data transfer to PC, additional programs for inkjet and embossing devices
Electrical connection	220 V/230 V AC
Connected load	Approx. 750W
Air connection	6 – 10 bar
Dimensions D x W x H (mm)	470 x 360 x 370
Exit tray	200 mm
Weight	Approx. 35 kg

Ordering data

Type	Qty	Order No.
CCM	1	9025440000

Stripping machines

Stripping machines

- Stripping of flexible conductors to DIN VDE 0295, cl. 5
- Partial stripping, insulation remains on end of conductor
- No need to change tools
- Quick and easy setting for the respective conductor cross-section
- Stripping length from 3 to 20 mm
- Min. conductor length 22 mm + stripping length
- Electric drive

Powerstripper 6.0



Powerstripper is a stripping machine with electric drive for efficient and time-saving processing of conductors.

- Stripping from 0.14 to 6.0 mm²

It is designed for stripping conductors of small and medium-sized series. The quick and easy handling is the key feature of this machine.

Powerstripper 16.0



Powerstripper is a stripping machine with electric drive for efficient and time-saving processing of conductors.

- Stripping from 2.5 to 16.0 mm²

It is designed for stripping conductors of small and medium-sized series. The quick and easy handling is the key feature of this machine.

I

Technical data

Specification	
Stripping range	mm ²
Stripping length	mm
Min. conductor length	mm
Pull-off length	mm
Cycle time	
Electro-connector	
Connected load	

Tool data	
Dimensions D x W x H	mm
Weight	kg

Information

Ordering data

Version

Information

Accessories

Information

Powerstripper 6.0		
Stripping range	0.14 - 6.0 (-AWG16-10)	
Stripping length	3-20 mm	
Min. conductor length	22 mm + stripping length	
Pull-off length	3-20 mm	
Cycle time	approx. 1.5 s	
Electro-connector	220 V/ 50 Hz	
Connected load	46 VA	

Tool data	
Dimensions D x W x H	mm
Weight	kg

Information

Type	Qty.	Order No.
Powerstripper 6.0	1	9028510000

Information

Powerstripper 16.0		
Stripping range	2.5 - 16 (-AWG 14-6)	
Stripping length	3-20 mm	
Min. conductor length	22 mm + stripping length	
Pull-off length	3-20 mm	
Cycle time	approx. 1.5 s	
Electro-connector	220 V/ 50 Hz	
Connected load	46 VA	

Tool data	
Dimensions D x W x H	mm
Weight	kg

Information

Type	Qty.	Order No.
Powerstripper 16.0	1	9028480000

Information

Information

Stripping machines

- Stripping machine with electric drive
- Stripping of flexible conductors according to DIN VDE 0295, class 5
- Partial stripping, insulation remains at wire end
- Change of tools not necessary
- Automatic adjustment on conductor cross-section

Powerstripper auto 2.5



The electrically driven stripping machine is equipped with a sensor system to detect the diameter of the conductor and then define the resulting cutting depth.

This allows the accurate stripping of most common conductors with different insulations and different diameters.

The adjustment of the stripping length is easy to handle.

- Stripping from 0.5 to 2.5 mm²

Powerstripper auto 2.5-20

- Stripping length from 3 to 20 mm
- Min. conductor length 22 mm + stripping length

Powerstripper auto 2.5-30

- Stripping length from 13 to 28 mm
- Min. conductor length 32 mm + stripping length

Powerstripper auto 16.0



The electrically driven stripping machine is equipped with a sensor system to detect the diameter of the conductor and then define the resulting cutting depth.

This allows an accurate stripping of most common conductors with different insulations and different diameters. The adjustment of the stripping length is easy to handle.

- Stripping from 4 to 16 mm²

Powerstripper auto 16-20

- Stripping length from 3 to 20 mm
- Min. conductor length 22 mm + stripping length

Powerstripper auto 16-30

- Stripping length from 13 to 28 mm
- Min. conductor length 32 mm + stripping length

Technical data

Specification	
Stripping range	mm ²
Stripping length	mm
Min. conductor length	mm
Pull-off length	mm
Cycle time	
Electro-connector	
Connected load	

Tool data	
Dimensions D x W x H	mm
Weight	kg

Information	

Ordering data

Version	

Information	

Accessories

Information	

	Powerstripper auto 2.5-20	Powerstripper auto 2.5-30
Stripping range	0.5 - 2.5 (~AWG20-14)	0.5 - 2.5 (AWG20-14)
Stripping length	3-20 mm	13-28 mm
Min. conductor length	22 mm + stripping length	32 mm + stripping length
Pull-off length	1-20 mm	1-20 mm
Cycle time	approx. 0.5 s	approx. 0.5 s
Electro-connector	220 V/ 50 Hz	220 V/ 50 Hz
Connected load	46 VA	46 VA

	Powerstripper auto 2.5-20	Powerstripper auto 2.5-30
Dimensions D x W x H	180 x 294 x 190	180 x 294 x 190
Weight	9	9

Information	

Type	Qty.	Order No.
Powerstripper auto 2.5-20	1	9027270000
Powerstripper auto 2.5-30	1	9027280000

Information	

Information	

	Powerstripper auto 16-20	Powerstripper auto 16-30
Stripping range	4 - 16 mm ² (~AWG 12-6)	4 - 16 mm ² (~AWG 12-6)
Stripping length	3-20 mm	13-28 mm
Min. conductor length	22 mm + stripping length	32 mm + stripping length
Pull-off length	1-20 mm	1-20 mm
Cycle time	approx. 1.5 s	approx. 1.5 s
Electro-connector	220 V/ 50 Hz	220 V/ 50 Hz
Connected load	46 VA	46 VA

	Powerstripper auto 16-20	Powerstripper auto 16-30
Dimensions D x W x H	180 x 294 x 220	180 x 294 x 220
Weight	9	9

Information	

Type	Qty.	Order No.
Powerstripper auto 16-20	1	9027290000
Powerstripper auto 16-30	1	9027300000

Information	

Information	

Stripping and crimping machines

Stripping and crimping machines

- Efficient and time-saving processing of linked wire end ferrules with plastic collar on reel.
- Easily adjustable on conductors diameter
- Stripping- and crimping in one operation
- Change of tools not necessary

Crimpfix 2.5



The Crimpfix 2.5 is an electrically driven stripping and crimping machine for processing reels of linked wire end ferrules with plastic collar. The cam-operated drive mechanism works without pneumatic support. The crimping machine is compact and easy to use, and hence a convenient addition to any workplace. The simple setting of the crimping drum to the respective cross-section range makes time-consuming tool changes a thing of the past.

- Stripping and crimping in the range 0.5 - 2.5 mm²
- Time-saving and rational processing without tool changes
- Flexible and fast in use, all-electric drive

Crimpfix univ./Crimpfix univ. K



The Crimpfix universal is an electronically controlled stripping and crimping machine. It is designed to confection conductors of small to medium-sized series.

- Electro-pneumatically driven stripping and crimping automat
- Stripping and crimping of linked wire end ferrules with plastic collar on reel from 0.34 to 2.5 mm²

Crimpfix universal K

- Processing-diameter 0.34 mm², possible by easy change of tool

Technical data

Specification	
Stripping range	mm ²
Crimping length / Crimping range	mm
Length of wire end ferrule	mm
Cycle time	
Type of contact	
Cross-section range	mm ²
Connected electrical loads	
Compressed-air connection	
Tool data	
Dimensions D x W x H	mm
Weight	kg
Information	

Crimpfix 2.5		
Stripping range	0.5-2.5	
Crimping length / Crimping range	8	
Cycle time	approx. 2 s	
Cross-section range	0.5 ... 2.5	
Connected electrical loads	220 V/ 50 Hz	
Dimensions D x W x H	340 x 240 x 210	
Weight	12	
Information		

Crimpfix universal	Crimpfix universal K	
Stripping range	0.5 - 2.5	0,34 - 1
Crimping length / Crimping range	8	8
Cycle time	approx. 1 s	approx. 1 s
Cross-section range	0.5 ... 2.5	0.34 ... 1
Connected electrical loads	220 V/ 50 Hz	220 V/ 50 Hz
Compressed-air connection	5 bar	5 bar
Dimensions D x W x H	310 x 390 x 415	310 x 390 x 415
Weight	23	23
Information		

Ordering data

Version
Information

Type	Qty.	Order No.
Crimpfix 2.5	1	9020070000
Information		

Type	Qty.	Order No.
Crimpfix universal	1	9028500000
Crimpfix universal K	1	9027320000
Information		

Accessories

Information

Wire end ferrules see on the following pages
--

Wire end ferrules see on the following pages
--

Stripping and crimping machines

- Fully electronic control
- Oscillating conveyor for grabbing wire end ferrules
- Quick adjustment to the required diameter
- Change of tools not necessary, therefore efficient and time-saving processing

Crimpfix L / Crimpfix LS



The electro-pneumatically driven stripping- and crimping automats Crimpfix L and Crimpfix LS represent a new generation of automats for the efficient processing of loose wire end ferrules with plastic collar. They are designed to strip and crimp conductors in one process. The automats are designed for medium-sized series with conductor diameters from 0.5...2.5 mm².

- Changeover to other sizes is possible

Crimpfix LZ



The crimping automat Crimpfix LZ is an electro-pneumatically driven stripping- and crimping automat for the processing of twin-wire end ferrules. The wire end ferrules are automatically fed via an oscillating conveyor. It can be handled quickly and easily and is designed to confection conductors of medium-sized series.

- Oscillating conveyor for grabbing wire end ferrules
- Quick adjustment to the required diameter
- Change of tools not necessary
- Stripping and crimping of twin-wire end ferrules from 0.5 to 1.5 mm²
- Fully electronic control

Technical data

Specification		Crimpfix L	Crimpfix LS	Crimpfix LZ
Stripping range	mm ²	0.5 - 2.5 mm ²	0.5 - 2.5 mm ²	2 x 0.5 - 2 x 1.5mm ²
Crimping length / Crimping range	mm	8	6/8/10	8
Length of wire end ferrule	mm	14	12/14/16	
Cycle time		approx. 1 s	approx. 1 s	approx. 1 s
Type of contact				
Cross-section range	mm ²	0.5 ... 2.5	0.5 ... 2.5	0.5 ... 1.5
Connected electrical loads		220 V/ 50 Hz	220 V/ 50 Hz	220 V/ 50 Hz
Compressed-air connection		5 bar	5 bar	5 bar
Tool data				
Dimensions D x W x H	mm	340 x 240 x 210	340 x 240 x 210	330 x 390 x 460
Weight	kg	25	25	31
Information		Special sizes ø D2 available on request		

Ordering data

Version	Type	Qty.	Order No.	Type	Qty.	Order No.
	Crimpfix L	1	9028530000	Crimpfix LZ	1	9027310000
	Crimpfix LS	1	9028540000			
Information						

Accessories

Information		
	Wire end ferrules see on the following pages	Wire end ferrules see on the following pages

Stripping and crimping machines

CA 100

Stripping and crimping machines



CA 100 is an electronically controlled stripping and crimping machine for time-saving and efficient processing of loose ferrules.

It is designed for stationary preparation of medium-sized batches of conductors.

The machine is characterised by rapid and simple operation.

- Stripping and crimping in one operation
- Electro-pneumatic drive
- Stripping and crimping range 0.25 ... 6.0 mm²
- Processes ferrules of various length
- Rapid and easy conversion
- Vibration feeder takes loose ferrules

CA 4/8 Indent

Stripping and crimping machines



The CA 4/8 Indent automatic crimper is an electro-pneumatically driven stripping and crimping automatic machine for processing loose, twisted pin and socket contacts. The contacts are fed automatically via an oscillating conveyor set-up.

The stripping and crimping dimensions can be adjusted by a motor. It is possible to store up to 14 programs with the stripping and associated crimping dimensions.

The machine is equipped with titanium coated V blades as standard. With the help of the appropriate tools, the automatic crimper may be converted to various contacts and/or conductors.

It was developed for preparing conductors in medium-batch series for stationary use.

The automatic machine can be operated quickly and easily.

- Stripping and crimping in one operation
- Electro-pneumatic drive
- Strips and crimps 0.14 ... 2.5 mm²
- Processes loose twisted pin and socket contacts
- Rapid and simple change-over
- Vibration-feeder takes 500 loose machined contacts
- 4/8-Indent crimp conforms with MIL C-22520
- Program memory for 14 contact variations
- Stripping and crimping dimensions adjusted by means of electric motor

Technical data

CA 100

Crimping range	0.25 ... 2.5 mm ² (using respective tool)
Electrical connection	220 V / 50 Hz
Drive	pneumatic
Compressed air connection	5 – 6 bar
Air consumption	approx. 2 NL to 5 bar per stroke
Crimping	trapezoidal with exchangeable tools depending on length and cross-section of the ferrule
Size W x D x H	410 x 450 x 270 + 140 mm
Weight	40 kg

Each of the above crimping machines can be set to cross-sections between 0.25 and 2.5 or 4 and 6 mm².

Ordering data

Type	Crimping range	Qty	Order No.
CA 100	0.25 ... 0.34 mm ²	1	9026130000
CA 100	0.50 ... 0.75 mm ²	1	9026000000
CA 100	1.00 ... 1.50 mm ²	1	9026020000
CA 100	2.5 mm ²	1	9026040000

Ferrules see chapter J

Detailed quotation available on request

Technical data

CA 4/8 Indent

Stripping range	0.14 ... 2.5 mm ²
Connection	220 V / 50 Hz / 115 VA
Drive	pneumatic
Compressed air connection	5 bar
Min. feed-in length	32 mm
Processing time	approx. 4 s
Size W x D x H	450 x 490 x 420 mm
Weight	45 kg
Options	special blade fixture (profile blade, V-radius blade), special fixing device for stranded wires, shortened insertion length, monitoring of entry, feed equipped with selection unit, control of crimping force, interface

Note on ordering

The machine is set up using sample contacts to suit the user's requirements. For this we need the name of the manufacturer, the type designation and the cross-sections of the contacts.

Detailed quotation available on request

Accessories

Accessories	
Introduction	J.2
Wire end ferrules with plastic collar	J.4
Twin-wire end ferrules with plastic collar	J.10
Wire end ferrules for short-circuit and earth-fault-proof cables	J.13
Wire end ferrules with plastic collar, special sizes	J.14
Wire end ferrules without plastic collar	J.15
Assortment of wire end ferrules	J.16
Insulated cable connectors, PVC, with conical cable entry	J.18

Accessories

Weidmüller stocks a comprehensive range of wire end ferrules and insulated cable lugs for immediate supply.

Wire end ferrules

Wire end ferrules ensure the long-term quality of electrical connections. Another advantage is their usefulness during installation. The wide range of products embraces wire end ferrules with or without plastic collars and twin wire end ferrules in all the colours normally required by users.



J

Insulated cable lugs

Insulated cable lugs ensure the long-term quality of electrical connections. Most of the products in the range (apart from the butt connectors) have a conical inlet. This guarantees optimum entry of the conductor as the strands are automatically centred.



Tools

Tools for insulated cable lugs

Tool	Order No.	Type of contact		
		0.5 – 1.5	1.5 – 2.5	4.0 – 6.0
CTI 6	9006120000	●	●	●
CTI 6 S	9006210000	●	●	●
HTI 15	9014400000	●	●	
Station		red	blue	yellow

Crimping tools for ferrules

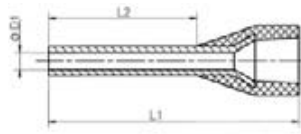
	PZ 1.5	stripax® plus 2.5	PZ 3	PZ 4	PZ 6 roto	PZ 6 HEX	PZ 6/5	PZ 16	PZ 50
Order No.	9005990000	9020000000	0567300000	9012500000	9014350000	9013650000	9011460000	9012600000	9006450000
Ferrule mm ²									
H 0.25	●				●	●	●		
H 0.34	●				●	●	●		
H 0.5	●	● ¹	●	●	●	●	●		
H 0.75	●	● ¹	●	●	●	●	●		
H 1.0	●	● ¹	●	●	●	●	●		
H 1.5	●	● ¹	●	●	●	●	●		
H 2.5		● ¹	●	●	●	●	●		
H 4.0			●	●	●	●	●		
H 6.0			●		●	●	●	●	
H 10.0								●	
H 16.0								●	
H 25.0									●
H 35.0									●
H 50.0									●

●¹ = ferrules in strip form only

Twin wire end ferrules are to be crimped according to the following table:

Tool	Order No.	Ferrules								
		H 0.5	H 0.75	H 1.0	H 1.5	H 2.5	H 4.0	H 6.0	H 10.0	H 16.0
PZ 1.5	9005990000	●	●							
PZ 3	0567300000	●	●	●	●	●				
PZ 4	9012500000	●	●	●	●	●				
PZ 6 roto	9014350000	●	●	●	●	●	●			
PZ 6/5	9011460000		●	●	●	●	●			
Station		1.5 mm ²	1.5 mm ²	2.5 mm ²	2.5 mm ²	4 mm ²	6 mm ²			
PZZH 16	9013600000							●	●	●

Wire end ferrules with plastic collar



- Polypropylene conical cable entry
- Heat-resistant up to 105 °C
- Cable entry made from a not readily flammable material on request

For conductors from 0.14 to 150 mm² (AWG 26-300MCM)
Tin-plated copper
Dimensional tolerances to DIN 46228 part 4

Weidmüller colour code

packed loose

Ordering data

Type	Cross-section, mm ² AWG	L1	L2	D1	D2	Stripping length	Colour	Qty.	Order No.	
H0.25/10	0.25	24	10.0	6.0	0.8	1.8	8.0	● light blue	500	9025740000
H0.25/12	0.25	24	12.0	8.0	0.8	1.8	10.0	● light blue	500	9025760000
H0.34/10	0.34	22	10.0	6.0	0.8	2.0	8.0	● turquoise	500	9025750000
H0.34/12	0.34	22	12.0	8.0	0.8	2.0	10.0	● turquoise	500	9025770000
H0.5/12	0.50	20	12.0	6.0	1.0	2.6	8.0	● orange	500	0409500000
H0.5/14	0.50	20	14.0	8.0	1.0	2.6	10.0	● orange	500	0690700000
H0.5/16	0.50	20	16.0	10.0	1.0	2.6	12.0	● orange	500	9025870000
H0.75/12	0.75	18	12.0	6.0	1.2	2.8	8.0	○ white	500	0409600000
H0.75/14	0.75	18	14.0	8.0	1.2	2.8	10.0	○ white	500	0462900000
H0.75/16	0.75	18	16.0	10.0	1.2	2.8	12.0	○ white	500	9025860000
H0.75/18	0.75	18	18.0	12.0	1.2	2.8	14.0	○ white	500	9025910000
H1.0/12	1.00	17	12.0	6.0	1.4	3.0	8.0	● yellow	500	0409700000
H1.0/14	1.00	17	14.0	8.0	1.4	3.0	10.0	● yellow	500	0463000000
H1.0/16	1.00	17	16.0	10.0	1.4	3.0	12.0	● yellow	500	9025950000
H1.0/18	1.00	17	18.0	12.0	1.4	3.0	15.0	● yellow	500	9025930000
H1.5/14	1.50	16	14.0	8.0	1.7	3.5	10.0	● red	500	0463100000
H1.5/16	1.50	16	16.0	10.0	1.7	3.5	12.0	● red	500	0635100000
H1.5/24	1.50	16	24.0	18.0	1.7	3.5	20.0	● red	500	0565600000
H2.5/14D	2.50	14	14.0	8.0	2.2	4.2	10.0	● blue	500	9019160000
H2.5/18D	2.50	14	18.0	12.0	2.2	4.2	14.0	● blue	500	9019170000
H2.5/24D	2.50	14	24.0	18.0	2.2	4.2	20.0	● blue	500	9019180000
H4.0/17D	4.00	12	17.0	10.0	2.8	4.8	12.0	● grey	500	9019190000
H4.0/20D	4.00	12	20.0	12.0	2.8	4.8	14.0	● grey	500	9019200000
H4.0/26D	4.00	12	26.0	18.0	2.8	4.8	20.0	● grey	100	9019210000
H6.0/20	6.00	10	20.0	12.0	3.5	6.3	14.0	● black	100	0533500000
H6.0/26	6.00	10	26.0	18.0	3.5	6.3	20.0	● black	100	0565700000
H10.0/22	10.00	7	22.0	12.0	4.5	7.6	15.0	● ivory	100	0534200000
H10.0/28	10.00	7	28.0	18.0	4.5	7.6	21.0	● ivory	100	0565800000
H16.0/24	16.00	6	24.0	12.0	5.8	8.8	15.0	● green	100	0565900000
H16.0/28	16.00	6	28.0	18.0	5.8	8.8	21.0	● green	100	0566000000
H25.0/30	25.00	3	30.0	16.0	7.3	11.2	18.0	● brown	50	0317000000
H25.0/36	25.00	3	36.0	22.0	7.3	11.2	24.0	● brown	50	0317100000
H35.0/30	35.00	2	30.0	16.0	8.3	12.7	19.0	● beige	50	0317200000
H35.0/39	35.00	2	39.0	25.0	8.3	12.7	28.0	● beige	50	0317300000
H50.0/36	50.00	1	36.0	20.0	10.3	15.0	26.0	● olive green	50	0444200000
H70.0/40	70.00	2/0	37.0	20.0	12.7	16.0	26.0	● yellow	25	9028200000
H95.0/44	95.00	3/0	44.0	25.0	14.7	18.0	31.0	● red	25	9028210000
H120.0/50	120.00	4/0	50.0	30.0	16.5	21.0	36.0	● blue	25	9028220000
H150.0/54	150.00	300	MCM54.0	32.0	18.5	23.5	38.0	● yellow	25	9028230000

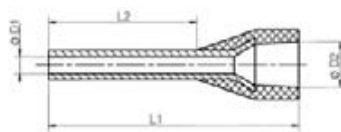
J

Weidmüller colour code

in multipack bag

Ordering data

Type	Cross-section, mm ² AWG	L1	L2	D1	D2	Stripping length	Colour	Qty.	Order No.	
H0.14/10	0.14	26	10.0	6.0	0.6	1.5	8.0	● grey	500	9005180000
H0.14/12	0.14	26	12.0	8.0	0.6	1.5	10.0	● grey	500	9028240000
H0.25/10	0.25	24	10.0	6.0	0.8	1.8	8.0	● light blue	500	9026050000
H0.25/12	0.25	24	12.0	8.0	0.8	1.8	10.0	● light blue	500	9025780000
H0.34/10	0.34	22	10.0	6.0	0.8	2.0	8.0	● turquoise	500	9026030000
H0.34/12	0.34	22	12.0	8.0	0.8	2.0	10.0	● turquoise	500	9025790000
H0.5/10	0.50	20	10.0	6.0	1.0	2.6	8.0	● orange	500	9028260000
H0.5/14	0.50	20	14.0	8.0	1.0	2.6	10.0	● orange	500	9026060000
H0.5/16	0.50	20	16.0	10.0	1.0	2.6	12.0	● orange	500	9028270000
H0.75/12	0.75	18	12.0	6.0	1.2	2.8	8.0	○ white	500	9028280000
H0.75/14	0.75	18	14.0	8.0	1.2	2.8	10.0	○ white	500	9026070000
H0.75/16	0.75	18	16.0	10.0	1.2	2.8	12.0	○ white	500	9028290000
H0.75/18	0.75	18	18.0	12.0	1.2	2.8	14.0	○ white	500	9028300000
H1.0/12	1.00	17	12.0	6.0	1.4	3.0	8.0	● yellow	500	9028310000
H1.0/14	1.00	17	14.0	8.0	1.4	3.0	10.0	● yellow	500	9026080000
H1.0/16	1.00	17	16.0	10.0	1.4	3.0	12.0	● yellow	500	9028320000
H1.0/18	1.00	17	18.0	12.0	1.4	3.0	15.0	● yellow	500	9028340000
H1.5/14	1.50	16	14.0	8.0	1.7	3.5	10.0	● red	500	9026090000
H1.5/16	1.50	16	16.0	10.0	1.7	3.5	12.0	● red	500	9028350000
H2.5/14	2.50	14	14.0	8.0	2.2	4.2	10.0	● blue	500	9026100000
H4.0/17	4.00	12	17.0	10.0	2.8	4.8	12.0	● grey	250	9026010000



- Polypropylene conical cable entry
- Heat-resistant up to 105 °C
- Cable entry made from a not readily flammable material on request

For conductors from 0.5 to 2.5 mm² (AWG 22-14)
 Tin-plated copper
 Dimensional tolerances to DIN 46228 part 4

Weidmüller colour code

Strip of wire end ferrules

Ordering data

Type	Cross-section, mm ²	AWG	L1	L2	D1	D2	Stripping length	Colour	Qty.	Order No.
H0.5/14	0.50	20	14.0	8.0	1.0	2.6	10.0	● orange	500	9004270000
H0.75/14	0.75	18	14.0	8.0	1.2	2.8	10.0	○ white	500	9004290000
H1.0/14	1.00	17	14.0	8.0	1.4	3.0	10.0	● yellow	500	9004320000
H1.5/14	1.50	16	14.0	8.0	1.7	3.2	10.0	● red	500	9004340000
H2.5/14D	2.50	14	14.0	8.0	2.2	4.0	11.0	● blue	500	9004360000

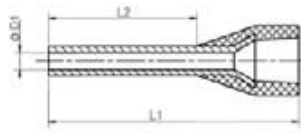
Weidmüller colour code

Reel of wire end ferrules

Ordering data

Type	Cross-section, mm ²	AWG	L1	L2	D1	D2	Stripping length	Colour	Qty.	Order No.
H0.34/12	0.34	22	12.0	8.0	0.8	2.0	10.0	● turquoise	5000	9004390000
H0.5/14	0.50	20	14.0	8.0	1.0	2.6	10.0	● orange	5000	9005810000
H0.75/14	0.75	18	14.0	8.0	1.2	2.8	10.0	○ white	5000	9005820000
H1.0/14	1.00	17	14.0	8.0	1.4	3.0	11.0	● yellow	5000	9005830000
H1.5/14	1.50	16	14.0	8.0	1.7	3.2	10.0	● red	5000	9005840000
H2.5/14D	2.50	14	14.0	8.0	2.2	4.0	11.0	● blue	3000	9005850000

Wire end ferrules with plastic collar



- Polypropylene conical cable entry
- Heat-resistant up to 105 °C
- Cable entry made from a not readily flammable material on request

For conductors from 0.5 to 50 mm² (AWG 20-1)
Tin-plated copper
Dimensional tolerances to DIN 46228 part 4

DIN colour code

packed loose

Ordering data

Type	Cross-section, mm ² AWG	L1	L2	D1	D2	Stripping length	Colour	VG*	Qty.	Order No.	
H0.5/12D	0.50	20	12.0	6.0	1.0	2.6	8.0	○ white	T 20A 001 A	500	9019000000
H0.5/14D	0.50	20	14.0	8.0	1.0	2.6	10.0	○ white	T 20A 002 A	500	9019010000
H0.5/16D	0.50	20	16.0	10.0	1.0	2.6	12.0	○ white	T 20A 003 A	500	9019020000
H0.75/12D	0.75	18	12.0	6.0	1.2	2.8	8.0	● grey	T 20A 004 A	500	9019030000
H0.75/14D	0.75	18	14.0	8.0	1.2	2.8	10.0	● grey	T 20A 005 A	500	9019040000
H0.75/16D	0.75	18	16.0	10.0	1.2	2.8	12.0	● grey	T 20A 006 A	500	9019050000
H0.75/18D	0.75	18	18.0	12.0	1.2	2.8	14.0	● grey	T 20A 007 A	500	9019060000
H1.0/12D	1.00	17	12.0	6.0	1.4	3.0	8.0	● red	T 20A 008 A	500	9019070000
H1.0/14D	1.00	17	14.0	8.0	1.4	3.0	10.0	● red	T 20A 009 A	500	9019080000
H1.0/16D	1.00	17	16.0	10.0	1.4	3.0	12.0	● red	T 20A 010 A	500	9019100000
H1.0/18D	1.00	17	18.0	12.0	1.4	3.0	15.0	● red	T 20A 011 A	500	9019110000
H1.5/14D	1.50	16	14.0	8.0	1.7	3.5	10.0	● black		500	9019120000
H1.5/16D	1.50	16	16.0	10.0	1.7	3.5	12.0	● black	T 20A 013 A	500	9019130000
H1.5/18D	1.50	16	18.0	12.0	1.7	3.5	15.0	● black	T 20A 014 A	500	9019140000
H1.5/24D	1.50	16	24.0	18.0	1.7	3.5	20.0	● black	T 20A 015 A	500	9019150000
H2.5/14D	2.50	14	14.0	8.0	2.2	4.2	10.0	● blue	T 20A 016 A	500	9019160000
H2.5/18D	2.50	14	18.0	12.0	2.2	4.2	14.0	● blue	T 20A 017 A	500	9019170000
H2.5/24D	2.50	14	24.0	18.0	2.2	4.2	20.0	● blue	T 20A 018 A	500	9019180000
H4.0/17D	4.00	12	17.0	10.0	2.8	4.8	12.0	● grey	T 20A 019 A	500	9019190000
H4.0/20D	4.00	12	20.0	12.0	2.8	4.8	14.0	● grey	T 20A 020 A	500	9019200000
H4.0/26D	4.00	12	26.0	18.0	2.8	4.8	20.0	● grey	T 20A 021 A	100	9019210000
H6.0/20D	6.00	10	20.0	12.0	3.5	6.3	14.0	● yellow	T 20A 022 A	100	9019220000
H6.0/26D	6.00	10	26.0	18.0	3.5	6.3	20.0	● yellow	T 20A 023 A	100	9019230000
H10.0/22D	10.00	7	22.0	12.0	4.5	7.6	15.0	● red	T 20A 024 A	100	9019240000
H10.0/28D	10.00	7	28.0	18.0	4.5	7.6	21.0	● red	T 20A 025 A	100	9019250000
H16.0/24D	16.00	6	24.0	12.0	5.8	8.8	15.0	● blue	T 20A 026 A	100	9019260000
H16.0/28D	16.00	6	28.0	18.0	5.8	8.8	21.0	● blue	T 20A 027 A	100	9019270000
H25.0/30D	25.00	3	30.0	16.0	7.3	11.2	18.0	● yellow	T 20A 028 A	50	9019280000
H25.0/36D	25.00	3	36.0	22.0	7.3	11.2	24.0	● yellow	T 20A 030 A	50	9019300000
H35.0/30D	35.00	2	30.0	18.0	8.3	12.7	21.0	● red	T 20A 032 A	50	9019320000
H35.0/30D	35.00	2	30.0	16.0	8.3	12.7	19.0	● red	T 20A 031 A	50	9019310000
H35.0/39D	35.00	2	39.0	25.0	8.3	12.7	28.0	● red	T 20A 033 A	50	9019330000
H50.0/36D	50.00	1	36.0	20.0	10.3	15.0	26.0	● blue	T 20A 034 A	50	9019340000
H50.0/40D	50.00	1	40.0	25.0	10.3	15.0	31.0	● blue	T 20A 035 A	50	9019350000

J

DIN colour code

in multipack bag

Ordering data

Type	Cross-section, mm ² AWG	L1	L2	D1	D2	Stripping length	Colour	VG*	Qty.	Order No.	
H0.5/14D	0.50	20	14.0	8.0	1.0	2.6	10.0	○ white	T 20A 002 A	500	9019400000
H0.75/14D	0.75	18	14.0	8.0	1.2	2.8	10.0	● grey	T 20A 005 A	500	9019410000
H1.0/14D	1.00	17	14.0	8.0	1.4	3.0	10.0	● red	T 20A 009 A	500	9019420000
H1.5/14D	1.50	16	14.0	8.0	1.7	3.5	10.0	● black		500	9019430000
H1.5/24D	1.50	16	24.0	18.0	1.7	3.5	20.0	● black	T 20A 015 A	500	9004140000
H2.5/14	2.50	14	14.0	8.0	2.2	4.2	10.0	● blue	T 20A 016 A	500	9026100000
H4.0/17	4.00	12	17.0	10.0	2.8	4.8	12.0	● grey	T 20A 019 A	250	9026010000

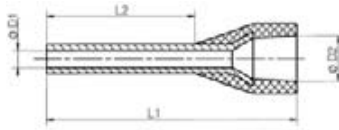
DIN colour code

Strip of wire end ferrules

Ordering data

Type	Cross-section, mm ² AWG	L1	L2	D1	D2	Stripping length	Colour	VG*	Qty.	Order No.	
H0.5/14D	0.50	20	14.0	8.0	1.0	2.6	10.0	○ white	T 20A 002 A	500	9004280000
H0.75/14D	0.75	18	14.0	8.0	1.2	2.8	10.0	● grey	T 20A 005 A	500	9004300000
H1.0/14D	1.00	17	14.0	8.0	1.4	3.0	10.0	● red	T 20A 009 A	500	9004330000
H1.5/14D	1.50	16	14.0	8.0	1.7	3.2	10.0	● black	T 20A 012 A	500	9004350000
H2.5/14D	2.50	14	14.0	8.0	2.2	4.0	11.0	● blue		500	9004360000

VG* = Military designation according to VG 96933-20



- Polypropylene conical cable entry
- Heat-resistant up to 105 °C
- Cable entry made from a not readily flammable material on request

For conductors from 0.5 to 2.5 mm² (AWG 20-14)
Tin-plated copper
Dimensional tolerances to DIN 46228 part 4

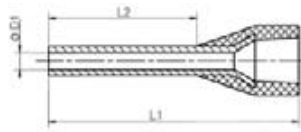
DIN colour code

Reel of wire end ferrules

Ordering data

Type	Cross-section, mm ²	AWG	L1	L2	D1	D2	Stripping length	Colour	Qty.	Order No.
H0.5/14D	0.50	20	14.0	8.0	1.0	2.6	10.0	○ white	5000	9005860000
H0.75/14	0.75	18	14.0	8.0	1.2	2.8	10.0	● grey	5000	9005870000
H1.0/14D	1.00	17	14.0	8.0	1.4	3.0	11.0	● red	5000	9005880000
H1.5/14D	1.50	16	14.0	8.0	1.7	3.2	10.0	● black	5000	9005890000
H2.5/14D	2.50	14	14.0	8.0	2.2	4.0	11.0	● blue	3000	9005850000

Wire end ferrules with plastic collar



- Polypropylene conical cable entry
- Heat-resistant up to 105 °C
- Cable entry made from a not readily flammable material on request

For conductors from 0.14 to 25 mm² (AWG 26-3)
Tin-plated copper
Dimensional tolerances to DIN 46228 part 4

other colour code

packed loose

Ordering data

Type	Cross-section, mm ² AWG	L1	L2	D1	D2	Stripping length	Colour	Qty.	Order No.	
H0.25/10T	0.25	24	10.0	6.0	0.8	1.8	8.0	● yellow	500	9021010000
H0.25/12T	0.25	24	12.0	8.0	0.8	1.8	10.0	● yellow	500	9021020000
H0.5/12D	0.50	20	12.0	6.0	1.0	2.6	8.0	○ white	500	9019000000
H0.5/14D	0.50	20	14.0	8.0	1.0	2.6	10.0	○ white	500	9019010000
H0.5/16D	0.50	20	16.0	10.0	1.0	2.6	12.0	○ white	500	9019020000
H0.75/12T	0.75	18	12.0	6.0	1.2	2.8	8.0	● light blue	500	9021030000
H0.75/14	0.75	18	14.0	8.0	1.2	2.8	10.0	● light blue	500	9021040000
H0.75/16T	0.75	18	16.0	10.0	1.2	2.8	12.0	● light blue	500	9021050000
H0.75/18T	0.75	18	18.0	12.0	1.2	2.8	14.0	● light blue	500	9021060000
H1.0/12D	1.00	17	12.0	6.0	1.4	3.0	8.0	● red	500	9019070000
H1.0/14D	1.00	17	14.0	8.0	1.4	3.0	10.0	● red	500	9019080000
H1.0/16D	1.00	17	16.0	10.0	1.4	3.0	12.0	● red	500	9019100000
H1.0/18D	1.00	17	18.0	12.0	1.4	3.0	15.0	● red	500	9019110000
H1.5/14D	1.50	16	14.0	8.0	1.7	3.5	10.0	● black	500	9019120000
H1.5/16D	1.50	16	16.0	10.0	1.7	3.5	12.0	● black	500	9019130000
H1.5/18D	1.50	16	18.0	12.0	1.7	3.5	15.0	● black	500	9019140000
H1.5/24D	1.50	16	24.0	18.0	1.7	3.5	20.0	● black	500	9019150000
H2.5/14T	2.50	14	14.0	8.0	2.2	4.2	10.0	● grey	500	9021070000
H2.5/18T	2.50	14	18.0	12.0	2.2	4.2	14.0	● grey	500	9021080000
H2.5/24T	2.50	14	24.0	18.0	2.2	4.2	20.0	● grey	500	9021090000
H4.0/17T	4.00	12	17.0	10.0	2.8	4.8	12.0	● orange	500	9021100000
H4.0/20T	4.00	12	20.0	12.0	2.8	4.8	14.0	● orange	500	9021110000
H4.0/26T	4.00	12	26.0	18.0	2.8	4.8	20.0	● orange	100	9021120000
H6.0/20T	6.00	10	20.0	12.0	3.5	6.3	14.0	● green	100	9021130000
H6.0/26T	6.00	10	26.0	18.0	3.5	6.3	20.0	● green	100	9021140000
H10.0/22T	10.00	7	22.0	12.0	4.5	7.6	15.0	● brown	100	9021150000
H10.0/28T	10.00	7	28.0	18.0	4.5	7.6	21.0	● brown	100	9021160000
H16.0/24T	16.00	6	24.0	12.0	5.8	8.8	15.0	○ white	100	9021170000
H16.0/28T	16.00	6	28.0	18.0	5.8	8.8	21.0	○ white	100	9021180000
H25.0/30T	25.00	3	30.0	16.0	7.3	11.2	18.0	● black	50	9021190000
H25.0/36T	25.00	3	36.0	22.0	7.3	11.2	24.0	● black	50	9021200000

J

other colour code

in multipack bag

Ordering data

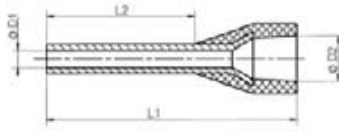
Type	Cross-section, mm ² AWG	L1	L2	D1	D2	Stripping length	Colour	Qty.	Order No.	
H0.14/10T	0.14	26	10.0	6.0	0.6	1.5	8.0	● brown	500	9028250000
H0.25/10T	0.25	24	10.0	6.0	0.8	1.8	8.0	● yellow	500	9021210000
H0.25/12T	0.25	24	12.0	8.0	0.8	1.8	10.0	● yellow	500	9021220000
H0.5/14D	0.50	20	14.0	8.0	1.0	2.6	10.0	○ white	500	9019400000
H0.75/14T	0.75	18	14.0	8.0	1.2	2.8	10.0	● light blue	500	9021230000
H1.0/14D	1.00	17	14.0	8.0	1.4	3.0	10.0	● red	500	9019420000
H1.5/14D	1.50	16	14.0	8.0	1.7	3.5	10.0	● black	500	9019430000
H1.5/24D	1.50	16	24.0	18.0	1.7	3.5	20.0	● black	500	9004140000
H2.5/14T	2.50	14	14.0	8.0	2.2	4.2	10.0	● grey	500	9021240000
H4.0/17T	4.00	12	17.0	10.0	2.8	4.8	12.0	● orange	250	9021250000

other colour code

Strip of wire end ferrules

Ordering data

Type	Cross-section, mm ² AWG	L1	L2	D1	D2	Stripping length	Colour	Qty.	Order No.	
H0.5/14D	0.50	20	14.0	8.0	1.0	2.6	10.0	○ white	500	9004280000
H0.75/14T	0.75	18	14.0	8.0	1.2	2.8	10.0	● light blue	500	9004310000
H1.0/14D	1.00	17	14.0	8.0	1.4	3.0	10.0	● red	500	9004330000
H1.5/14D	1.50	16	14.0	8.0	1.7	3.2	10.0	● black	500	9004350000
H2.5/14T	2.50	14	14.0	8.0	2.2	4.0	11.0	● grey	500	9004370000



- Polypropylene conical cable entry
- Heat-resistant up to 105 °C
- Cable entry made from a not readily flammable material on request

For conductors from 0.5 to 2.5 mm² (AWG 20-14)
Tin-plated copper
Dimensional tolerances to DIN 46228 part 4

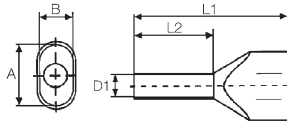
other colour code

Reel of wire end ferrules

Ordering data

Type	Cross-section, mm ²	AWG	L1	L2	D1	D2	Stripping length	Colour	Qty.	Order No.
H0.5/14D	0.50	20	14.0	8.0	1.0	2.6	10.0	○ white	5000	9005860000
H0.75/14T	0.75	18	14.0	8.0	1.2	2.8	10.0	● light blue	5000	9005900000
H1.0/14D	1.00	17	14.0	8.0	1.4	3.0	11.0	● red	5000	9005880000
H1.5/14D	1.50	16	14.0	8.0	1.7	3.2	10.0	● black	5000	9005890000
H2.5/14T	2.50	14	14.0	8.0	2.2	4.0	11.0	● grey	3000	9005910000

Twin-wire end ferrules with plastic collar



- Polypropylene conical cable entry
- Heat-resistant up to 105 °C
- Cable entry made from a not readily flammable material on request

For conductors from 2 No. 0.5 to 2 No. 16 mm² (2 No. AWG 20 to 2 No. AWG 6)
Tin-plated copper
Dimensional tolerances to DIN 46228 part 4

Weidmüller colour code

packed loose

Ordering data

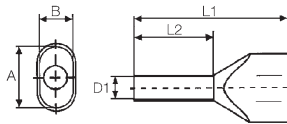
Type	Cross-section, mm ² AWG	L1	L2	D1	D2	Stripping length	Colour	Qty.	Order No.
H0.5/15	0.50	20	15.0	8.0	1.4	11.0	● orange	500	9037200000
H0.5/16.5	0.50	20	16.0	10.0	1.4	13.0	● orange	500	9037210000
H0.5/18.5	0.50	20	19.0	12.0	1.4	15.0	● orange	500	9037220000
H0.75/15	0.75	18	15.0	8.0	1.7	11.0	○ white	500	9037230000
H0.75/17	0.75	18	17.0	10.0	1.7	13.0	○ white	500	9037240000
H0.75/19S	0.75	18	19.0	12.0	1.4	21.0	○ white	500	9202820000
H0.75/24.5	0.75	18	24.0	18.0	1.7	21.0	○ white	500	9037250000
H1.0/15	1.00	17	15.0	8.0	2.0	12.0	● yellow	500	9037260000
H1.0/15S	1.00	17	16.0	8.0	2.2	12.0	● yellow	500	9018690000
H1.0/20	1.00	17	19.0	12.0	2.0	16.0	● yellow	500	9037270000
H1.0/25.6	1.00	17	25.0	18.0	2.0	22.0	● yellow	500	9037280000
H1.5/16	1.50	16	16.0	8.2	2.2	11.0	● red	500	9037290000
H1.5/20	1.50	16	20.0	12.0	2.2	15.0	● red	500	9037300000
H1.5/25.6	1.50	16	26.0	18.0	2.2	21.0	● red	100	9037310000
H2.5/18.5D	2.50	14	19.0	10.0	2.8	13.0	● blue	500	9037500000
H2.5/20.5D	2.50	14	21.0	12.0	2.8	15.0	● blue	100	9037510000
H2.5/26.5D	2.50	14	27.0	18.0	2.8	21.0	● blue	100	9037520000
H4.0/22D	4.00	12	22.0	12.0	3.5	15.0	● grey	100	9037530000
H4.0/28D	4.00	12	28.0	18.0	3.5	21.0	● grey	100	9037540000
H6.0/25	6.00	10	25.0	12.0	4.5	20.0	● black	100	9037320000
H6.0/29	6.00	10	29.0	18.0	4.5	24.0	● black	100	9037330000
H10.0/24S	10.00	7	24.0	12.0	6.5	17.0	● ivory	100	9018860000
H10.0/26	10.00	7	24.0	12.0	5.8	17.0	● ivory	100	9037340000
H10.0/30	10.00	7	30.0	18.0	5.8	23.0	● ivory	100	9037350000
H10.0/30S	10.00	7	30.0	18.0	6.5	23.0	● ivory	100	9018870000
H16.0/29	16.00	6	29.0	16.0	8.3	20.0	● green	50	9037360000
H16.0/38	16.00	6	38.0	25.0	8.3	29.0	● green	50	9037370000

Weidmüller colour code

in multipack bag

Ordering data

Type	Cross-section, mm ² AWG	L1	L2	D1	D2	Stripping length	Colour	Qty.	Order No.
H0.5/15	0.50	20	15.0	8.0	1.4	11.0	● orange	500	9004440000
H0.75/15	0.75	18	15.0	8.0	1.7	11.0	○ white	500	9018510000
H0.75/17	0.75	18	17.0	10.0	1.7	13.0	○ white	500	9004900000
H1.0/15	1.00	17	15.0	8.0	2.0	12.0	● yellow	500	9018530000
H1.0/15S	1.00	17	16.0	8.0	2.2	12.0	● yellow	500	9018650000
H1.0/20	1.00	17	19.0	12.0	2.0	16.0	● yellow	500	9004910000
H1.5/16	1.50	16	16.0	8.2	2.2	11.0	● red	500	9004410000
H1.5/20	1.50	16	20.0	12.0	2.2	15.0	● red	500	9004920000
H2.5/18.5D	2.50	14	19.0	10.0	2.8	13.0	● blue	250	9004430000
H2.5/20.5D	2.50	14	21.0	12.0	2.8	15.0	● blue	250	9004740000
H4.0/22D	4.00	12	22.0	12.0	3.5	15.0	● grey	100	9004730000
H6.0/25	6.00	10	25.0	12.0	4.5	20.0	● black	100	9004930000
H10.0/26	10.00	7	24.0	12.0	5.8	17.0	● ivory	100	9004940000



- Polypropylene conical cable entry
- Heat-resistant up to 105 °C
- Cable entry made from a not readily flammable material on request

For conductors from 2 No. 0.5 to 2 No. 16 mm² (2 No. AWG 20 to 2 No. AWG 6)
Tin-plated copper
Dimensional tolerances to DIN 46228 part 4

DIN colour code

packed loose

Ordering data

Type	Cross-section, mm ² AWG	L1	L2	D1	D2	Stripping length	Colour	Qty.	Order No.
H0.5/15D	0.50	20	15.0	8.0	1.4	11.0	○ white	500	9037380000
H0.5/16.5D	0.50	20	16.0	10.0	1.4	13.0	○ white	500	9037390000
H0.5/18.4D	0.50	20	19.0	12.0	1.4	15.0	○ white	500	9037400000
H0.75/15D	0.75	18	15.0	8.0	1.7	11.0	● grey	500	9037410000
H0.75/17D	0.75	18	17.0	10.0	1.7	13.0	● grey	500	9037420000
H0.75/19DS	0.75	18	19.0	12.0	1.4	21.0	● grey	500	9202830000
H0.75/24.5D	0.75	18	24.0	18.0	1.7	21.0	● grey	500	9037430000
H1.0/15D	1.00	17	16.0	8.0	2.2	12.0	● red	500	9037440000
H1.0/20D	1.00	17	19.0	12.0	2.0	16.0	● red	500	9037450000
H1.0/25.6D	1.00	17	25.0	18.0	2.0	22.0	● red	500	9037460000
H1.5/16D	1.50	16	16.0	8.0	2.2	11.0	● black	500	9037470000
H1.5/20D	1.50	16	20.0	12.0	2.2	15.0	● black	500	9037480000
H1.5/25.6D	1.50	16	26.0	18.0	2.2	21.0	● black	100	9037490000
H2.5/18.5D	2.50	14	19.0	10.0	2.8	13.0	● blue	500	9037500000
H2.5/20.5D	2.50	14	21.0	12.0	2.8	15.0	● blue	100	9037510000
H2.5/26.5D	2.50	14	27.0	18.0	2.8	21.0	● blue	100	9037520000
H4.0/22D	4.00	12	22.0	12.0	3.5	15.0	● grey	100	9037530000
H4.0/28D	4.00	12	28.0	18.0	3.5	21.0	● grey	100	9037540000
H6.0/25D	6.00	10	25.0	12.0	4.5	20.0	● yellow	100	9037550000
H6.0/29D	6.00	10	29.0	18.0	4.5	24.0	● yellow	100	9037560000
H10.0/24DS	10.00	7	24.0	12.0	6.5	17.0	● red	100	9018880000
H10.0/26D	10.00	7	24.0	12.0	5.8	17.0	● red	100	9037570000
H10.0/30D	10.00	7	30.0	18.0	5.8	23.0	● red	100	9037580000
H10.0/30DS	10.00	7	30.0	18.0	6.5	23.0	● red	100	9018890000
H16.0/29D	16.00	6	29.0	16.0	8.3	20.0	● blue	50	9037590000
H16.0/38D	16.00	6	38.0	25.0	8.3	29.0	● blue	50	9037600000

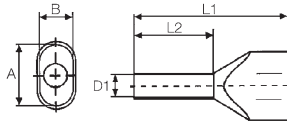
DIN colour code

in multipack bag

Ordering data

Type	Cross-section, mm ² AWG	L1	L2	D1	D2	Stripping length	Colour	Qty.	Order No.
H0.5/15D	0.50	20	15.0	8.0	1.4	11.0	○ white	500	9004780000
H0.75/15D	0.75	18	15.0	8.0	1.7	11.0	● grey	500	9018520000
H0.75/17D	0.75	18	17.0	10.0	1.7	13.0	● grey	500	9004770000
H1.0/15D	1.00	17	16.0	8.0	2.2	12.0	● red	500	9018540000
H1.0/20D	1.00	17	19.0	12.0	2.0	16.0	● red	500	9004760000
H1.5/16D	1.50	16	16.0	8.0	2.2	11.0	● black	500	9004420000
H1.5/20D	1.50	16	20.0	12.0	2.2	15.0	● black	500	9004750000
H2.5/18.5D	2.50	14	19.0	10.0	2.8	13.0	● blue	250	9004430000
H2.5/20.5D	2.50	14	21.0	12.0	2.8	15.0	● blue	250	9004740000
H4.0/22D	4.00	12	22.0	12.0	3.5	15.0	● grey	100	9004730000
H6.0/25D	6.00	10	25.0	12.0	4.5	20.0	● yellow	100	9004720000
H10.0/26D	10.00	7	24.0	12.0	5.8	17.0	● red	100	9004710000

Twin-wire end ferrules with plastic collar



- Polypropylene conical cable entry
- Heat-resistant up to 105 °C
- Cable entry made from a not readily flammable material on request

For conductors from 2 No. 0.5 to 2 No. 16 mm² (2 No. AWG 20 to 2 No. AWG 6)
Tin-plated copper
Dimensional tolerances to DIN 46228 part 4

other colour code

packed loose

Ordering data

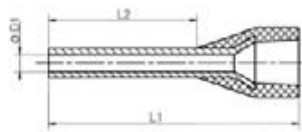
Type	Cross-section, mm ² AWG	L1	L2	D1	D2	Stripping length	Colour	Qty.	Order No.
H0.5/15	0.50	20	15.0	8.0	1.4	11.0	● orange	500	9037200000
H0.5/16.5	0.50	20	16.0	10.0	1.4	13.0	● orange	500	9037210000
H0.5/18.5	0.50	20	19.0	12.0	1.4	15.0	● orange	500	9037220000
H0.75/15T	0.75	18	15.0	8.0	1.7	11.0	● light blue	500	9037610000
H0.75/17T	0.75	18	17.0	10.0	1.7	13.0	● light blue	500	9037620000
H0.75/19TS	0.75	18	19.0	12.0	1.4	21.0	● light blue	500	9202840000
H0.75/24.5T	0.75	18	24.0	18.0	1.7	21.0	● light blue	500	9037630000
H1.0/15D	1.00	17	16.0	8.0	2.2	12.0	● red	500	9037440000
H1.0/20D	1.00	17	19.0	12.0	2.0	16.0	● red	500	9037450000
H1.0/25.6D	1.00	17	25.0	18.0	2.0	22.0	● red	500	9037460000
H1.5/16D	1.50	16	16.0	8.0	2.2	11.0	● black	500	9037470000
H1.5/20D	1.50	16	20.0	12.0	2.2	15.0	● black	500	9037480000
H1.5/25.6D	1.50	16	26.0	18.0	2.2	21.0	● black	100	9037490000
H2.5/18.5T	2.50	14	19.0	10.0	2.8	13.0	● grey	500	9037640000
H2.5/20.5T	2.50	14	21.0	12.0	2.8	15.0	● grey	100	9037650000
H2.5/26.5T	2.50	14	27.0	18.0	2.8	21.0	● grey	100	9037660000
H4.0/22T	4.00	12	22.0	12.0	3.5	15.0	● orange	100	9037670000
H4.0/28T	4.00	12	28.0	18.0	3.5	21.0	● orange	100	9037680000
H6.0/25T	6.00	10	25.0	12.0	4.5	20.0	● green	100	9037690000
H6.0/29T	6.00	10	29.0	18.0	4.5	24.0	● green	100	9037700000
H10.0/26T	10.00	7	24.0	12.0	5.8	17.0	● brown	100	9037710000
H10.0/30T	10.00	7	30.0	18.0	5.8	23.0	● brown	100	9037720000
H16.0/19T	16.00	6	29.0	16.0	8.3	20.0	○ white	50	9037730000
H16.0/38T	16.00	6	38.0	25.0	8.3	29.0	○ white	50	9037740000

other colour code

in multipack bag

Ordering data

Type	Cross-section, mm ² AWG	L1	L2	D1	D2	Stripping length	Colour	Qty.	Order No.
H0.75/17T	0.75	18	17.0	10.0	1.7	13.0	● light blue	500	9005140000
H1.0/15D	1.00	17	16.0	8.0	2.2	12.0	● red	500	9018540000
H1.0/20D	1.00	17	19.0	12.0	2.0	16.0	● red	500	9004760000
H1.5/16D	1.50	16	16.0	8.0	2.2	11.0	● black	500	9004420000
H1.5/20D	1.50	16	20.0	12.0	2.2	15.0	● black	500	9004750000
H2.5/18.5T	2.50	14	19.0	10.0	2.8	13.0	● grey	250	9018580000
H2.5/20.5	2.50	14	21.0	12.0	2.8	15.0	● grey	250	9005150000
H4.0/22T	4.00	12	22.0	12.0	3.5	15.0	● orange	100	9018590000
H6.0/25T	6.00	10	25.0	12.0	4.5	20.0	● green	100	9005160000
H10.0/26T	10.00	7	24.0	12.0	5.8	17.0	● brown	100	9005170000



- Polypropylene conical cable entry
- Heat-resistant up to 105 °C
- Cable entry made from a not readily flammable material on request

For conductors from 1.5 to 16 mm² (AWG 16-6)
 Tin-plated copper
 Dimensional tolerances to DIN 46228 part 4

Weidmüller colour code

packed loose

Ordering data

Type	Cross-section, mm ² AWG	L1	L2	D1	D2	Stripping length	Colour	Qty.	Order No.
H1.5/24 XS	1.50	16	24.0	18.0	1.8	6.8	● black	100	9202870000
H2.5/24 XS	2.50	14	24.0	18.0	2.3	7.6	● blue	100	9202880000

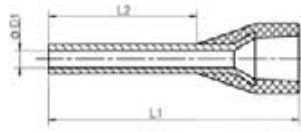
Weidmüller colour code

in multipack bag

Ordering data

Type	Cross-section, mm ² AWG	L1	L2	D1	D2	Stripping length	Colour	Qty.	Order No.
H1.5/17.5X	1.50	16	17.5	8.0	1.8	6.8	● black	100	9006590000
H1.5/19.5X	1.50	16	19.5	10.0	1.8	6.8	● black	100	9006630000
H2.5/17.5X	2.50	14	17.5	8.0	2.3	7.6	● blue	100	9006670000
H2.5/21.5X	2.50	14	21.5	12.0	2.3	7.6	● blue	100	9006710000
H4.0/19.5X	4.00	12	19.5	10.0	2.9	7.8	● grey	100	9006750000
H6.0/23.0X	6.00	10	23.0	12.0	3.6	8.1	● yellow	100	9006790000
H10.0/24.5X	10.00	7	24.0	12.0	4.6	9.6	● red	100	9006830000
H16.0/25.5X	16.00	6	25.5	12.0	6.0	11.9	● blue	100	9006870000

Wire end ferrules with plastic collar, special sizes



- Polypropylene conical cable entry
- Heat-resistant up to 105 °C
- Cable entry made from a not readily flammable material on request

For conductors from 0.5 to 2.5 mm² (AWG 20-14)
Tin-plated copper
Dimensional tolerances to DIN 46228 part 4

Weidmüller colour code

packed loose

Ordering data

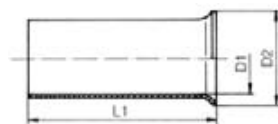
Type	Cross-section, mm ² AWG	L1	L2	D1	D2	Stripping length	Colour	Qty.	Order No.	
H0.5/14S	0.50	20	14.0	8.0	1.0	2.9	10.0	● orange	500	9004560000
H0.5/14S	0.50	20	14.0	8.0	1.0	2.9	10.0	○ white	500	9004590000
H0.5/16DS	0.50	20	16.0	10.0	1.0	2.9	12.0	○ white	500	9202910000
H0.5/16S	0.50	20	16.0	10.0	1.0	2.9	12.0	● orange	500	9202900000
H0.75/14S	0.75	18	14.0	8.0	1.2	3.4	10.0	○ white	500	9025960000
H0.75/14TS	0.75	18	14.0	8.0	1.2	3.4	10.0	● light blue	500	9018550000
H1.0/14S	1.00	17	14.0	8.0	1.4	3.5	10.0	● yellow	500	9025970000
H1.0/14S	1.00	17	14.0	8.0	1.4	3.5	10.0	● red	500	9018560000
H1.5/12S	1.50	16	12.0	6.0	1.7	3.5	8.0	● red	500	9025690000
H1.5/14S	1.50	16	14.0	8.0	1.7	3.9	10.0	● red	500	9025980000
H1.5/14S	1.50	16	14.0	8.0	1.7	3.9	10.0	● black	500	9025240000
H2.5/12DS	2.50	14	12.0	6.0	2.2	4.2	8.0	● blue	500	9028490000
H2.5/12TS	2.50	14	12.0	6.0	2.2	4.2	8.0	● grey	500	9036200000
H2.5/14S	2.50	14	14.0	8.0	2.2	4.0	10.0	● blue	500	1333100000
H2.5/14TS	2.50	14	14.0	8.0	2.2	4.0	10.0	● grey	500	9426770000
H2.5/16DS	2.50	14	16.0	10.0	2.2	4.2	13.0	● blue	500	9036220000

Weidmüller colour code

in multipack bag

Ordering data

Type	Cross-section, mm ² AWG	L1	L2	D1	D2	Stripping length	Colour	Qty.	Order No.	
H0.75/14S	0.75	18	14.0	8.0	1.2	3.4	10.0	○ white	500	9025700000
H1.0/14S	1.00	17	14.0	8.0	1.4	3.5	10.0	● yellow	500	9025710000
H1.5/14DS	1.50	16	14.0	8.0	1.7	3.9	10.0	● black	500	9028360000
H1.5/14S	1.50	16	14.0	8.0	1.7	3.9	10.0	● red	500	9025720000



For conductors 0.25-185 mm² (AWG 24-350MCM)
 Material: tin-plated copper
 Dimensional tolerances to DIN 46228 part 1

without plastic collar

packed loose

Ordering data

Type	Cross-section, mm ² AWG	L1	L2	D1	D2	Stripping length	Colour	Qty.	Order No.
H0.25/5	0.25	24	5.0	0.7	1.6	5.0		1000	9018910000
H0.5/10	0.50	20	10.0	1.0	2.1	10.0		1000	9004050000
H0.5/6	0.50	20	6.0	1.0	2.1	6.0		1000	0282600000
H0.75/10	0.75	18	10.0	1.2	2.3	10.0		1000	0542500000
H0.75/6	0.75	18	6.0	1.2	2.3	6.0		1000	0282700000
H1.0/10	1.00	17	10.0	1.4	2.5	10.0		1000	0282800000
H1.0/6	1.00	17	6.0	1.4	2.5	6.0		1000	0372600000
H1.5/7	1.50	16	7.0	1.7	2.8	7.0		1000	0372700000
H1.5/10	1.50	16	10.0	1.7	2.8	10.0		1000	0186500000
H1.5/12	1.50	16	12.0	1.7	2.8	12.0		1000	9004060000
H1.5/18	1.50	16	18.0	1.7	2.8	18.0		1000	9004070000
H2.5/7	2.50	14	7.0	2.2	3.4	7.0		1000	0373000000
H2.5/10	2.50	14	10.0	2.2	3.4	10.0		1000	9004080000
H2.5/12	2.50	14	12.0	2.2	3.4	12.0		1000	0186100000
H2.5/18	2.50	14	18.0	2.2	3.4	18.0		1000	9004090000
H4/9	4.00	12	9.0	2.8	4.0	9.0		500	0373100000
H4.0/15	4.00	12	15.0	2.8	4.0	15.0		500	9004100000
H4.0/12	4.00	12	12.0	2.8	4.0	12.0		1000	0244100000
H4.0/18	4.00	12	18.0	2.8	4.0	18.0		500	9004110000
H6.0/10	6.00	10	10.0	3.5	4.7	10.0		500	9004120000
H6.0/12	6.00	10	12.0	3.5	4.7	12.0		500	0191900000
H6.0/15	6.00	10	15.0	3.5	4.7	15.0		500	0124700000
H6.0/18	6.00	10	18.0	3.5	4.7	18.0		500	9004130000
H10.0/12	10.00	7	12.0	4.5	5.8	12.0		500	0282900000
H10.0/15	10.00	7	15.0	4.5	5.8	15.0		500	0124800000
H10.0/18	10.00	7	18.0	4.5	5.8	18.0		500	0379300000
H16.0/12	16.00	6	12.0	5.8	7.5	12.0		500	0492500000
H16.0/15	16.00	6	15.0	5.8	7.5	15.0		500	0124300000
H16.0/18	16.00	6	18.0	5.8	7.5	18.0		100	0375200000
H16.0/25	16.00	6	25.0	5.8	7.5	25.0		100	9004150000
H16.0/32	16.00	6	32.0	5.8	7.5	32.0		100	9004160000
H25.0/15	25.00	3	15.0	7.3	9.5	15.0		250	0124400000
H25.0/18	25.00	3	18.0	7.3	9.5	18.0		100	0375300000
H25.0/25	25.00	3	25.0	7.3	9.5	25.0		250	9004170000
H25.0/32	25.00	3	32.0	7.3	9.5	32.0		100	9004180000
H35.0/18	35.00	2	18.0	8.3	11.0	18.0		100	0368900000
H35.0/25	35.00	2	25.0	8.3	11.0	25.0		100	9004190000
H35.0/30	35.00	2	30.0	8.3	11.0	30.0		100	9451000000
H35.0/32	35.00	2	32.0	8.3	11.0	32.0		100	9004200000
H50/18	50.00	1	18.0	10.3	13.0	18.0		100	9004210000
H50/25	50.00	1	25.0	10.3	13.0	25.0		100	9025880000
H50/32	50.00	1	32.0	10.3	13.0	32.0		100	9004220000
H70.0/25	70.00	2/0	25.0	12.5	15.0	25.0		50	9004230000
H70.0/32	70.00	2/0	32.0	12.5	15.0	32.0		50	9004240000
H95.0/25	95.00	3/0	25.0	14.5	17.0	25.0		50	9004250000
H95.0/32	95.00	3/0	32.0	14.5	17.0	32.0		50	9004260000
H120.0/32	120.00	4/0	32.0	16.5	19.0	32.0		25	9036240000
H150.0/32	150.00	300 MCM	32.0	18.5	21.0	32.0		25	9036250000
H185.0/32	185.00	350 MCM	32.0	20.0	23.5	32.0		25	9036260000

Assortment of wire end ferrules

0.14 - 0.75 mm²

Wire end ferrules with plastic collar



Box filled with wire end ferrules with plastic collar:
 • in Weidmüller colour code

0.5 - 2.5 mm²

Wire end ferrules with plastic collar



Box filled with wire end ferrules with plastic collar:
 • in Weidmüller colour code
 • DIN-colour code

0.5 - 2.5 mm²

Twin-wire end ferrules with plastic collar



Box filled with twin-wire end ferrules with plastic collar:
 • in Weidmüller colour code

J

Technical data

Type of w.e.ferrule (cond. cross-sec./length)	Piece
H0.14/10	30
H0.25/10	30
H0.34/10	30
H0.5/14	30
H0.75/14	30

Product data

Diameter	92 mm
Height	25 mm
Weight	93 g

Ordering data

Colour code	Type	Order No.
Weidmüller	0.14...0.75 mm ²	9025410000

Technical data

Type of w.e.ferrule (cond. cross-sec./length)	Piece
H0.5/14	50
H0.75/14	100
H1.0/14	100
H1.5/14	100
H2.5/14	50

Product data

Diameter	92 mm
Height	40 mm
Weight	93 g

Ordering data

Colour code	Type	Order No.
Weidmüller	0.5...2.5 mm ²	9025900000
DIN	0.5...2.5 mm ²	9025430000

Technical data

Type of w.e.ferrule (cond. cross-sec./length)	Piece
H0.5/15	50
H0.75/15	50
H1.0/15	50
H1.5/16	50
H2.5/18.5	25

Product data

Diameter	92 mm
Height	40 mm
Weight	93 g

Ordering data

Colour code	Type	Order No.
Weidmüller	0.5...2.5 mm ²	9025390000


4.0 - 16 mm²

Wire end ferrules with plastic collar



- Box filled with wire end ferrules with plastic collar:
- in Weidmüller colour code
 - DIN-colour code

Empty box for wire end ferrules



- Empty box for wire end ferrules with
- 4 separating webs
 - 5 separating webs
 - 5 coloured inserts

Technical data

Type of w.e.ferrule (cond. cross-sec./length)	Piece
H4.0/17	50
H6.0/20	20
H10.0/22	20
H16.0/24	10

Product data

Diameter	92 mm
Height	40 mm
Weight	93 g

Ordering data

Colour code	Type	Order No.
Weidmüller	4.0...16 mm ²	9025920000
DIN	4.0...16 mm ²	9025400000

Technical data

Type of w.e.ferrule (cond. cross-sec./length)	Piece

Product data

Diameter	92 mm
Height	40 mm
Weight	

Ordering data

Colour code	Type	Order No.
Empty box	with 4 dividers	9025420000
Empty box	with coloured inserts	9025940000
Empty box	with 5 dividers	9025680000

J

Insulated cable connectors, PVC, with conical cable entry



Ring cable connector



Ordering data

Type	Cross-section, mm ²	Colour	Dimensions	Qty.	Order No.
LIR 1.5M3 V	0.5 - 1.5	●	M 3	100	9200070000
LIR 1.5M3.5 V	0.5 - 1.5	●	M3.5	100	9200080000
LIR 1.5M4 V	0.5 - 1.5	●	M 4	100	9200090000
LIR 1.5M5 V	0.5 - 1.5	●	M 5	100	9200100000
LIR 1.5M6 V	0.5 - 1.5	●	M 6	100	9200110000
LIR 1.5M8 V	0.5 - 1.5	●	M 8	100	9200120000
LIR 2.5M3 V	1.5 - 2.5	●	M 3	100	9200150000
LIR 2.5M3.5 V	1.5 - 2.6	●	M3.5	100	9200160000
LIR 2.5M4 V	1.5 - 2.7	●	M 4	100	9200170000
LIR 2.5M5 V	1.5 - 2.8	●	M 5	100	9200180000
LIR 2.5M6 V	1.5 - 2.9	●	M 6	100	9200190000
LIR 2.5M8 V	1.5 - 2.10	●	M 8	100	9200200000
LIR 2.5M10 V	1.5 - 2.5	●	M 10	100	9200210000
LIR 6.0M4 V	4 - 6	●	M 4	100	9200230000
LIR 6M5 V	4 - 6	●	M 5	100	9200240000
LIR 6M6 V	4 - 6	●	M 6	100	9200250000
LIR 6M8 V	4 - 6	●	M 8	100	9200260000
LIR 6.0M10 V	4 - 6	●	M 10	100	9200270000

Fork-type cable connector



Ordering data

Type	Cross-section, mm ²	Colour	Dimensions	Qty.	Order No.
LIS 1.5M3 V	0.5 - 1.5	●	M 3	100	9200290000
LIS 1.5M3.5 V	0.5 - 1.5	●	M3.5	100	9200300000
LIS 1.5M4 V	0.5 - 1.5	●	M 4	100	9200310000
LIS 1.5M5 V	0.5 - 1.5	●	M 5	100	9200320000
LIS 1.5M6 V	0.5 - 1.5	●	M 6	100	9200330000
LIS 2.5M3 V	1.5 - 2.5	●	M 3	100	9200350000
LIS 2.5M3.5 V	1.5 - 2.5	●	M3.5	100	9200360000
LIS 2.5M4 V	1.5 - 2.5	●	M 4	100	9200370000
LIS 2.5M5 V	1.5 - 2.5	●	M 5	100	9200380000
LIS 2.5M6 V	1.5 - 2.5	●	M 6	100	9200390000
LIS 6.0M4 V	4 - 6	●	M 4	100	9200410000
LIS 6.0M5 V	4 - 6	●	M 5	100	9200420000
LIS 6.0M6 V	4 - 6	●	M 6	100	9200430000
LIS 6.0M8 V	4 - 6	●	M 8	100	9200440000
LIS 6.0M10 V	4 - 6	●	M 10	100	9200450000

Pin-type cable connector

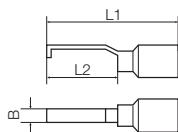


Ordering data

Type	Cross-section, mm ²	Colour	Dimensions	Qty.	Order No.
LIP 1.5R12 V	0.5 - 1.5	●	12.0	100	9200460000
LIP 2.5R12 V	1.5 - 2.5	●	12.0	100	9200470000
LIP 6.0R14 V	4 - 6	●	14.0	100	9200480000

Hook-type cable connector

to ESI 50-18 part 2



Ordering data

Type	Cross-section mm ²	Colour	L1	L2	L3	Qty.	Order No.
HB 1-17	0.25 - 1.5	●	27.2	16.75	4.6	100	9036290000
HB 1-13	1.0 - 2.5	●	27.2	16.75	3.0	100	9036300000



Butt connector



Ordering data

Type	Cross-section, mm ²	Colour	Dimensions	Qty.	Order No.
LIB 1.5B25 VF	0.5 - 1.5	●	24.5	100	9200490000
LIB 2.5B25 VF	1.5 - 2.5	●	24.5	100	9200500000
LIB 6.0B26 VF	4 - 6	●	26.0	100	9200510000

Flat blade receptacles

with copper sleeve



Ordering data

Type	Cross-section, mm ²	Colour	Dimensions	Qty.	Order No.
LIF 1.5F288 R	0.5 - 1.5	●	2.8 x 0.8 mm	100	9200520000
LIF 1.5F488 R	0.5 - 1.5	●	4.8x0.8 mm	100	9200530000
LIF 1.5F638 R	0.5 - 1.5	●	6.3x0.8 mm	100	9200540000
LIF 2.5F488 R	1.5 - 2.5	●	4.8x0.8 mm	100	9200550000
LIF 2.5F638 R	1.5 - 2.5	●	6.3x0.8 mm	100	9200560000
LIF 6.0F638 R	4 - 6	●	6.3x0.8 mm	100	9200570000

Flat blade connector

with copper sleeve



Ordering data

Type	Cross-section, mm ²	Colour	Dimensions	Qty.	Order No.
LIF 1.5M638 R	0.5 - 1.5	●	6.3x0.8 mm	100	9200580000
LIF 2.5M638 R	1.5 - 2.5	●	6.3x0.8 mm	100	9200590000
LIF 6.0M638 R	4 - 6	●	6.3x0.8 mm	100	9200600000

Flat blade receptacles, piggy-back

with copper sleeve



Ordering data

Type	Cross-section, mm ²	Colour	Dimensions	Qty.	Order No.
LIF 1.5T638 R	0.5 - 1.5	●	6.3x0.8 mm	100	9200610000
LIF 2.5T638 R	1.5 - 2.5	●	6.3x0.8 mm	100	9200620000
LIF 6.0T638 R	4 - 6	●	6.3x0.8 mm	100	9200630000

Flat blade receptacles, full insulation

with copper sleeve



Ordering data

Type	Cross-section, mm ²	Colour	Dimensions	Qty.	Order No.
LIF 1.5F638 RF	0.5 - 1.5	●	6.3 x 0.8 mm	100	9200640000
LIF 2.5F638 RF	1.5 - 2.5	●	6.3 x 0.8 mm	100	9200650000
LIF 6.0F638 RF	4 - 6	●	6.3 x 0.8 mm	100	9200660000

J

Insulated cable connectors, PVC, with conical cable entry



Round plug

with copper sleeve



Ordering data

Type	Cross-section, mm ²	Colour	Dimensions	Qty.	Order No.
LID 1.5M4 R	0.5 - 1.5	●	Ø 4 mm	100	9200670000
LID 2.5M5 R	1.5 - 2.5	●	Ø 5 mm	100	9200680000
LID 6.0M5 R	4 - 6	●	Ø 5 mm	100	9200690000

Sockets for round plugs

with copper sleeve



Ordering data

Type	Cross-section, mm ²	Colour	Dimensions	Qty.	Order No.
LID 1.5F4 RF	0.5 - 1.5	●	Ø 4 mm	100	9200700000
LID 2.5F5 RF	1.5 - 2.5	●	Ø 5 mm	100	9200710000
LID 6.0F5 RF	4 - 6	●	Ø 5 mm	100	9200720000