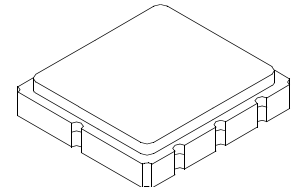




**RF1402D**

**315.0 MHz  
SAW Filter**



**SM3838-8 Case  
3.8 x 3.8**

- *Designed for 315.00 MHz Applications*
- *Advanced (Lithium Tantalate) LiTa O3 Design for Low Insertion Loss*
- *Designed for Match to 50Ω, No External LC Required*
- *Hermetically Sealed Surface Mount Package*
- *Complies with Directive 2002/95/EC (RoHS)*



**Electrical Characteristics**

Item	Minimum	Typical	Maximum	Units
Center Frequency @ 25°C $F_C$ (MHz)	-	315	-	MHz
Minimum I.L. (314.50~315.50 MHz) (dB) $IL_{min}$	-	2.7	3.7	dB
Pass band (relative to $IL_{min}$ )				
314.80~315.2 MHz (dB)	-	.4	1.0	dB
314.50~315.50 MHz (dB)	-	.8	2.0	dB
Pass bandwidth (relative to $IL_{min}$ ) $BW_3$ (KHz)	1000		-	kHz
Attenuation: (relative to $IL_{min}$ ) (dB)				
10~250 MHz (dB)	55	60	-	dB
250~295 MHz (dB)	47	53	-	
295~307 MHz (dB)	36	41	-	
307~310 MHz (dB)	30	35	-	
320~328 MHz (dB)	16	20	-	
328~335 MHz (dB)	39	44	-	
480~680 MHz (dB)	44	49	-	
Temperature Coeff	-30			ppm/k
Operating Temperature Range	-40		+85	°C
Lid Symbolization (in addition to Lot and/or Date Codes)	496 // YWWS			
Standard Reel Quantity	Reel Size 7 Inch Reel Size 13 Inch	Note 7	500 Pieces/Reel 3000 Pieces/Reel	



CAUTION: Electrostatic Sensitive Device. Observe precautions for handling.

Notes:

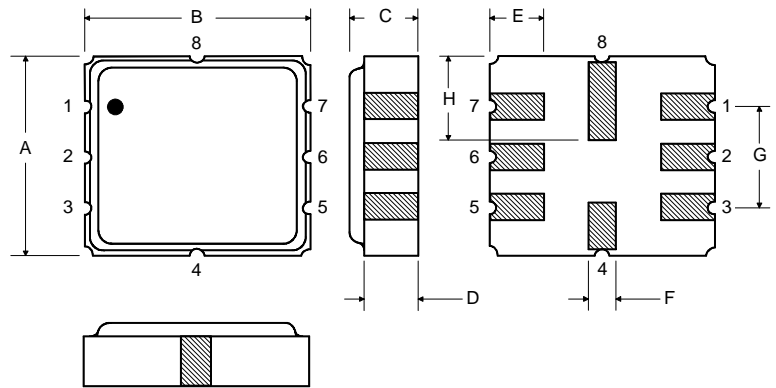
1. All specifications apply over the operating temperature range with filter soldered to the specified demonstration board unless noted otherwise.
2. Ultimate rejection is dependent on PCB layout.
3. Specifications subject to change.
4. Electrostatic Sensitive Device. Observe precautions for handling.
5. US and international patents may apply.
6. RFM, RFM logo, and RF Monolithics, Inc. are registered trademarks of RF Monolithics, Inc.
7. Tape and Reel Standard Per ANSI / EIA 481.
8. This product complies with directive 2002/95/EC of the European Parliament and of the Council of 27 January 2003 on the restriction of the use of certain hazardous substances in electrical and electronic equipment.

## Absolute Maximum Ratings

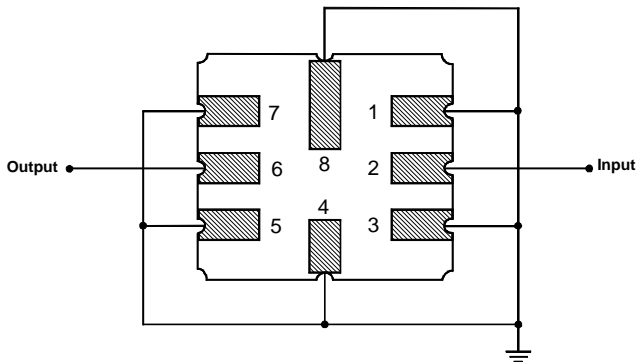
Rating	Value	Units
Input Power Level	10	dBm
DC Voltage	12	VDC
Storage Temperature <sup>5</sup>	-45 to +90	°C
Soldering Temperature	(10 seconds / 5 cycles max.)	260

## Electrical Connections

Pin	Connection
1	Input Ground
2	Input
3	Ground
4	Case Ground
5	Output Ground
6	Output
7	Ground
8	Case Ground



## Matching Circuit to 50Ω



## Case Dimensions

Dimension	mm			Inches		
	Min	Nom	Max	Min	Nom	Max
A	3.6	3.8	4.0	0.14	0.15	0.16
B	3.6	3.8	4.0	0.14	0.15	0.16
C	1.00	1.20	1.40	0.04	0.05	0.055
D	0.95	1.10	1.25	0.033	0.043	0.05
E	0.90	1.0	1.10	0.035	0.04	0.043
F	0.50	0.6	0.70	0.020	0.024	0.028
G	2.39	2.54	2.69	0.090	0.100	0.110
H	1.40	1.75	2.05	0.055	0.069	0.080