



UMK- 8 RELS/KSR-G24/21/PLC


Order No.: 2974914



<http://eshop.phoenixcontact.de/phoenix/treeViewClick.do?UID=2974914>


VARIOFACE output module, with plug-in bases for 8 miniature relays, 1 PDT each, for 24 V DC (without relays)



Commercial data	
GTIN (EAN)	 4 017918 089016
sales group	I640
Pack	1 pcs.
Customs tariff	85364190
Catalog page information	Page 250 (IF-2009)

Product notes

WEEE/RoHS-compliant since:
01/19/2007



<http://www.download.phoenixcontact.com>
Please note that the data given here has been taken from the online catalog. For comprehensive information and data, please refer to the user documentation. The General Terms and Conditions of Use apply to Internet downloads.

Technical data

Input data	
Nominal input voltage U_N	24 V DC
Type of protection	Free-wheeling diode
Protective circuit/component	Damping diode
Operating voltage display	Green LED

Status display/channel	Yellow LED
------------------------	------------

Output data

Contact type	1 PDT
Maximum switching voltage	250 V AC/DC
Limiting continuous current	5 A
Error detection (line break / short-circuit)	no

General data

No. of channels	8
Compatible components	Miniature relay, REL-MR- 24DC/21HC
With components	No
Width	135 mm
Height	90 mm
Depth	68 mm
Ambient temperature (operation)	-20 °C ... 50 °C
Ambient temperature (storage/transport)	-20 °C ... 70 °C
Test voltage relay winding/relay contact	2.5 kV AC
Standard - Electrical safety	IEC 60664 DIN EN 50178 IEC 62103
Mounting position	Any
Assembly instructions	In rows with zero spacing
Pollution degree	2
Surge voltage category	III
Housing insulation material	PVC, side panel PA non-reinforced,
Color	green

Connection data

Connection 1	Input
Type of connection	Flat-ribbon cable plug connector in acc. with IEC 60603-13
Number of positions	14
Connection 2	Output
Type of connection	Screw connection
Number of positions	3
Conductor cross section solid min.	0.2 mm ²
Conductor cross section solid max.	4 mm ²
Conductor cross section stranded min.	0.2 mm ²
Conductor cross section stranded max.	2.5 mm ²

Conductor cross section AWG/kcmil min.	24
Conductor cross section AWG/kcmil max	12
Screw thread	M3
Stripping length	8 mm

Certificates / Approvals

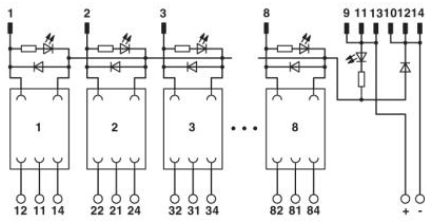


Certification

CUL Listed, GOST, UL Listed

Diagrams/Drawings

Circuit diagram



Address

PHOENIX CONTACT Deutschland GmbH
Flachsmarktstr. 8
32825 Blomberg, Germany
Phone +49 5235 3 12000
Fax +49 5235 3 41200
<http://www.phoenixcontact.de>



© 2011 Phoenix Contact
Technical modifications reserved;