

PT 4-PE/S-230AC/FM


Order No.: 2882459



<http://eshop.phoenixcontact.de/phoenix/treeViewClick.do?UID=2882459>


Pluggable type 3 arrester (device protection) for 3-phase power supply networks with separate N and PE (5-conductor system: L1, L2, L3, N, PE), with remote indication contact. Overall width: 35 mm.



Commercial data	
GTIN (EAN)	 4 046356 081771
sales group	J030
Pack	5 pcs.
Customs tariff	85363090
Catalog page information	Page 46 (TT-2009)

Product notes

WEEE/RoHS-compliant since:
06/07/2006



<http://www.download.phoenixcontact.com>
Please note that the data given here has been taken from the online catalog. For comprehensive information and data, please refer to the user documentation. The General Terms and Conditions of Use apply to Internet downloads.

Technical data	
Standards	
Housing material	PA
Inflammability class acc. to UL 94	V0
Color	black

Standards for air and creepage distances	DIN VDE 0110-1
	IEC 60664-1: 1992-10
	IEC 61643-1
	DIN EN 61643-11
Degree of protection	IP20
Design	DIN rail module, two-section, divisible
Mounting type	DIN rail: 35 mm
Number of positions	4
Ambient temperature (operation)	-40 °C ... 85 °C
Direction of action	3L-N & N-PE
Width	35.40 mm
Height	65.50 mm
Length	90.00 mm
Pitch unit	2 Div.

Protective circuit

IEC category	III
	T3
EN type	T3
Nominal voltage U_N	230 V AC (Max. 240/415 V AC)
	400 V AC (L-L)
Arrester rated voltage U_c	335 V AC (255 V AC / N-PE)
Arrester rated voltage U_c (L-N)	335 V AC
Arrester rated voltage U_c (N-PE)	255 V AC
Nominal frequency f_N	50 Hz
	60 Hz
Nominal current I_N	26 A (30 °C)
Ground conductor current I_{PE}	$\leq 2.5 \mu\text{A}$
Nominal discharge surge current I_n (8/20) μs	1.5 kA (per channel)
Nominal discharge surge current I_n (8/20) μs (L-N)	1.5 kA
Nominal discharge surge current I_n (8/20) μs (L-PE)	1.5 kA
Nominal discharge surge current I_n (8/20) μs (N-PE)	1.5 kA
Max. discharge surge current I_{max} (8/20) μs	10 kA (N-PE)
Max. discharge surge current I_{max} (8/20) μs maximum (L-N)	4.5 kA

Max. discharge surge current I_{max} (8/20) μ s maximum (L-PE)	4.5 kA
Max. discharge surge current I_{max} (8/20) μ s maximum (N-PE)	10 kA
Combined surge U_{oc}	4 kV
Protection level U_p (L-N)	≤ 1.2 kV
Protection level U_p (L-PE)	≤ 1.5 kV
Protection level U_p (N-PE)	≤ 1.5 kV
Response time t_A (L-N)	≤ 25 ns
Response time t_A (L-PE)	≤ 100 ns
Response time t_A (N-PE)	≤ 100 ns
Max. required back-up fuse	25 A (gL)
Short-circuit resistance I_p with max. backup fuse (effective)	1.5 kA
Message: Surge protection fault	Optical, remote indicator contact

Non-heating apparatus connection, power supply

Type of connection	Screw connection
Connection type IN	Screw terminal blocks
Connection type OUT	Screw terminal blocks
Screw thread	M3
Tightening torque	0.8 Nm
Stripping length	8 mm
Conductor cross section stranded min.	0.2 mm ²
Conductor cross section stranded max.	2.5 mm ²
Conductor cross section solid min.	0.2 mm ²
Conductor cross section solid max.	4 mm ²
Conductor cross section AWG/kcmil min.	24
Conductor cross section AWG/kcmil max	12

Remote indicator contact

Connection name	Remote fault indicator contact
Switching function	N/C contact
Type of connection	Screw connection
Screw thread	M3
Tightening torque	0.8 Nm
Stripping length	8 mm

Conductor cross section stranded min.	0.2 mm ²
Conductor cross section stranded max.	2.5 mm ²
Conductor cross section solid min.	0.2 mm ²
Conductor cross section solid max.	4 mm ²
Conductor cross section AWG/kcmil min.	24
Conductor cross section AWG/kcmil max	12
Maximum operating voltage U _{max.} AC	250 V
Max. operating current I _{max}	0.003 A AC

Certificates / Approvals



Certification

CB, GOST, KEMA, OEVE

Accessories

Item	Designation	Description
Marking		
0811228	X-PEN 0,35	Marker pen without ink cartridge, for manual labeling of markers, labeling extremely wipe-proof, line thickness 0.35 mm
0811228	X-PEN 0,35	Marker pen without ink cartridge, for manual labeling of markers, labeling extremely wipe-proof, line thickness 0.35 mm
0811228	X-PEN 0,35	Marker pen without ink cartridge, for manual labeling of markers, labeling extremely wipe-proof, line thickness 0.35 mm
0814717	ZBF 15:SO/CMS	Zack strip, flat, 10-section, divisible, special printing, marking according to customer requirements
0808671	ZBF 5,LGS:FORTL.ZAHLEN	Zack marker strip, flat, printed horizontally: 10-section, with the numbers 1 - 10, 11 - 20, and so on up to 491 - 500, color: white
0810821	ZBF 5,LGS:GERADE ZAHLEN	Zack marker strip, flat, printed horizontally: 10-section, with even numbers, printed with the numbers: 2-20, 22-40, etc. up to 82-100
0810863	ZBF 5,LGS:UNGERADE ZAHLEN	Zack strip, flat, printed horizontally: 10-section, with odd numbers, printed with the numbers: 1-19, 21-39 etc. up to 81-99
0808697	ZBF 5,QR:FORTL.ZAHLEN	Zack marker strip, flat, printed vertically: 10-section, with the numbers 1 - 10, 11 - 20, and so on up to 91 - 100, color: white
0808668	ZBF 5/WH-100:UNBEDRUCKT	Zack strip, flat, unprinted: 10-section, for individual labeling with M-PEN or ZBF-T, large batch, sufficient for labeling 1000 terminal blocks, color: white

0808642	ZBF 5:UNBEDRUCKT	Zack strip, flat, unprinted: 10-section, for individual labeling with M-PEN or ZBF-T, sufficient for 100 terminal blocks, color: white
0800763	ZBN 18:SO/CMS	Marker labels, 5-section, special printing, labeled according to customer requirements (Please specify the required marking with order), for terminal width: 17.5 mm, color: White
2809128	ZBN 18:UNBEDRUCKT	Unprinted marker labels, strips with 5 labels for individual labeling with M-PEN or CMS system, for terminal block width: 17.5 mm, color: White

Additional products

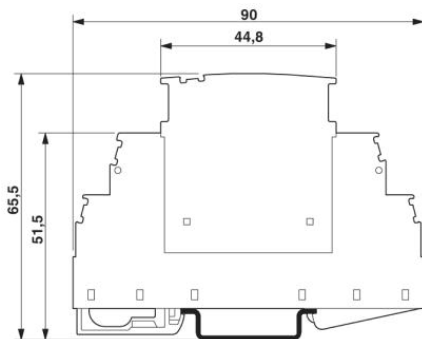
Item	Designation	Description
------	-------------	-------------

Assembly

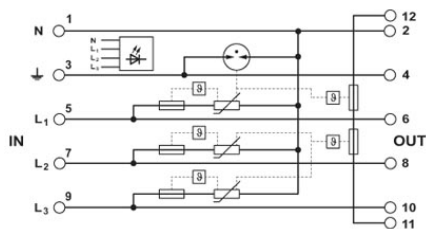
2839295	SSA 3-6	shield fast connections for conductor diameter 3 - 6 mm. Potential connection cable: 200 mm, black
2839512	SSA 5-10	Shield fast connection for conductor diameters 5 - 10 mm. Potential connection cable: 200 mm, black

Diagrams/Drawings

Dimensioned drawing



Circuit diagram



Address

PHOENIX CONTACT Deutschland GmbH
Flachsmarktstr. 8
32825 Blomberg, Germany
Phone +49 5235 3 12000
Fax +49 5235 3 41200
<http://www.phoenixcontact.de>



© 2010 Phoenix Contact
Technical modifications reserved;