


C-UB/E

Order No.: 2763701




<http://eshop.phoenixcontact.de/phoenix/treeViewClick.do?UID=2763701>

Attachment plug with surge protection, for coaxial signal interfaces with floating shield. Connection: BNC female/male connector

Commercial data	
GTIN (EAN)	
sales group	J401
Pack	10 pcs.
Customs tariff	85363010
Catalog page information	Page 169 (TT-2009)

Product notes

WEEE/RoHS-compliant since: 04/27/2006



<http://www.download.phoenixcontact.com>
 Please note that the data given here has been taken from the online catalog. For comprehensive information and data, please refer to the user documentation. The General Terms and Conditions of Use apply to Internet downloads.

Technical data	
General	
Housing material	Aluminum
Color	black
Standards for air and creepage distances	DIN VDE 0110-1
	IEC 60664-1: 1992-10

Total surge current (8/20) μ s	10 kA
Ambient temperature (operation)	-40 °C ... 80 °C
Mounting type	Connection-specific intermediate plugging
Design	Attachment plug
Degree of protection	IP20
Direction of action	Line-Shield/Earth Ground
Width	25.40 mm
Height	80.00 mm
Length	2.54 mm

Protective circuit

IEC category	C2
	C3
	D1
VDE requirement class	C2
	C3
	D1
Maximum continuous operating voltage U_c	180 V DC
	130 V AC
Maximum continuous voltage U_c (wire-ground)	180 V DC
	130 V AC
Nominal current I_N	3.5 A (25°C)
Operating effective current I_c at U_c	$\leq 1 \mu$ A
Ground conductor current I_{PE}	$\leq 2 \mu$ A
Nominal discharge surge current I_n (8/20) μ s (Core-Earth)	5 kA
Nominal discharge surge current I_n (8/20) μ s (Core-Shield)	5 kA
Nominal discharge surge current I_n (8/20) μ s (Shield-Earth)	5 kA
Total surge current (8/20) μ s	10 kA
Nominal pulse current I_{an} (10/1000) μ s (Core-Earth)	100 A
Output voltage limitation at 1 kV/ μ s (Core-Earth) spike	≤ 470 V
Output voltage limitation at 1 kV/ μ s (Core-Shield) spike	≤ 590 V

Output voltage limitation at 1 kV/ μ s (Shield-Earth) spike	≤ 470 V
Output voltage limitation at 1 kV/ μ s (Core-Earth) static	≤ 470 V
	≤ 33 V
Output voltage limitation at 1 kV/ μ s (Shield-Earth) static	≤ 33 V
Residual voltage at I_n , (conductor-ground)	≤ 160 V (1.5 m cable)
Residual voltage at I_n , (conductor-shield)	≤ 55 V
Residual voltage at I_n , (shield-ground)	≤ 160 V (1.5 m cable)
Protection level U_p (Core-Earth)	≤ 500 V (C2, 10 kV/5 kA)
Protection level U_p (Core-Shield)	≤ 700 V (C2, 10 kV/5 kA)
Protection level U_p (Shield-Earth)	≤ 500 V (C2, 10 kV/5 kA)
Response time t_A (Core-Earth)	≤ 100 ns
Response time t_A (Core-GND)	≤ 100 ns
Response time t_A (Shield-Earth)	≤ 100 ns
Input attenuation a_E , asym.	0.1 dB (≤ 100 MHz)
Cut-off frequency f_g (3 dB), asym. (shield) in 50 Ohm system	Typ. 1 GHz
Standing wave ratio SWR in a 50 Ω system	Typ. 1.3 (≤ 150 MHz)
Permissible HF power P_{max} at SWR=xx (50 Ohm system)	300 W (VSWR = 1.1)
	80 W (VSWR = ∞)
Capacity asymmetrical (shield)	7 pF (typical)
Surge carrying capacity in acc. with IEC 61643-21 (Core-Earth)	C2 (10 kV/5 kA)
	D1 (2.5 kA)
Surge carrying capacity in acc. with IEC 61643-21 (Shield-Earth)	C2 (10 kV/5 kA)
	D1 (2.5 kA)

Connection data

Type of connection	BNC 50 Ω
Connection type IN	BNC socket
Connection type OUT	BNC plug

Connection, equipotential bonding

Type of connection	PVC litz wire
--------------------	---------------

Connection, protective circuit

Standards/regulations	IEC 61643-21
-----------------------	--------------

Certificates / Approvals



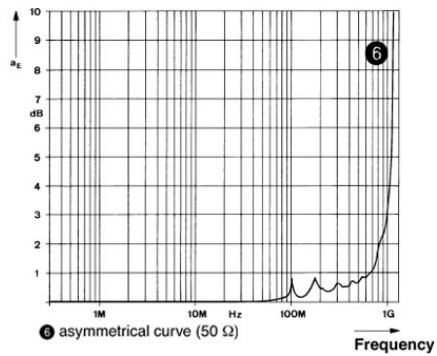
Certification GOST

Accessories

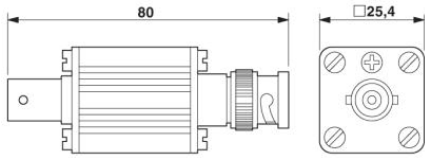
Item	Designation	Description
Plug/Adapter		
2805038	BNC-DV 50	BNC connector, double-level, for mounting on NS 32 or NS 35/7.5, wave impedance: 50 Ohm
2805041	BNC-V 50	BNC connector, single-level, for mounting on NS 32 or NS 35/7.5, wave impedance: 50 Ohm

Diagrams/Drawings

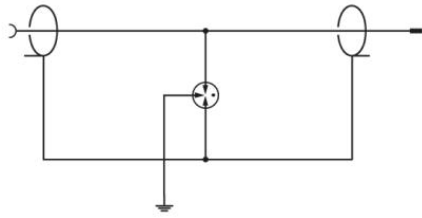
Diagram



Dimensioned drawing



Circuit diagram



Address

PHOENIX CONTACT Deutschland GmbH
Flachsmarktstr. 8
32825 Blomberg, Germany
Phone +49 5235 3 12000
Fax +49 5235 3 41200
<http://www.phoenixcontact.de>



© 2010 Phoenix Contact
Technical modifications reserved;