

C-UB


Order No.: 2782245



<http://eshop.phoenixcontact.de/phoenix/treeViewClick.do?UID=2782245>

Attachment connector with surge protection, for coaxial signal interfaces. Connection: BNC female/male connector

Commercial data

GTIN (EAN)	 4 017918 069438
sales group	J401
Pack	10 pcs.
Customs tariff	85363010
Catalog page information	Page 113 (TT-2002)

Product notes

WEEE/RoHS-compliant since:
07/17/2006



<http://www.download.phoenixcontact.com>
Please note that the data given here has been taken from the online catalog. For comprehensive information and data, please refer to the user documentation. The General Terms and Conditions of Use apply to Internet downloads.

Technical data

General

Housing material	Aluminum
Color	black
Standards for air and creepage distances	DIN VDE 0110-1 IEC 60664-1: 1992-10
Ambient temperature (operation)	-40 °C ... 80 °C

Mounting type	Connection-specific intermediate plugging
Design	Attachment plug
Degree of protection	IP20
Direction of action	Line-Shield/Earth Ground
Width	25.40 mm
Height	25.40 mm
Length	68.00 mm

Protective circuit

IEC category	C2
	C3
	D1
VDE requirement class	C2
	C3
	D1
Maximum continuous voltage U_C (wire-ground)	68 V DC
	50 V AC
Nominal current I_N	1 A (25°C)
Operating effective current I_C at U_C	$\leq 1 \mu\text{A}$
Ground conductor current I_{PE}	$\leq 1 \mu\text{A}$
Nominal discharge surge current I_n (8/20) μs (Core-Earth)	10 kA
Nominal discharge surge current I_n (8/20) μs (Core-Shield)	10 kA
Output voltage limitation at 1 kV/ μs (Core-Earth) spike	$\leq 650 \text{ V}$
Output voltage limitation at 1 kV/ μs (Core-Shield) spike	$\leq 650 \text{ V}$
Protection level U_p (Core-Earth)	$\leq 650 \text{ V}$
Protection level U_p (Core-Shield)	$\leq 650 \text{ V}$
Response time t_A (Core-Earth)	$\leq 100 \text{ ns}$
Input attenuation aE , asym.	0.1 dB (up to 20 MHz in a 50 Ω system)
Cut-off frequency f_g (3 dB), asym. (shield) in 50 Ohm system	1 GHz
Standing wave ratio SWR in a 50 Ω system	≤ 1.2 (200 MHz)
Permissible HF power P_{max} at SWR=xx (50 Ohm system)	40 W (at SWR = 1.1 in a 50 Ω system)
	12 W (at SWR = infinity in a 50 Ω system)

Capacity asymmetrical (shield)	1.5 pF (typical)
Surge carrying capacity in acc. with IEC 61643-21 (Core-Earth)	C2 (10 kV/5 kA)
	D1 (2.5 kA)

Connection data

Type of connection	BNC 50 Ω
Connection type IN	BNC plug
Connection type OUT	BNC socket

Connection, protective circuit

Standards/regulations	DIN EN 61643-21
	E VDE 0845-3-1
	IEC 61643-21

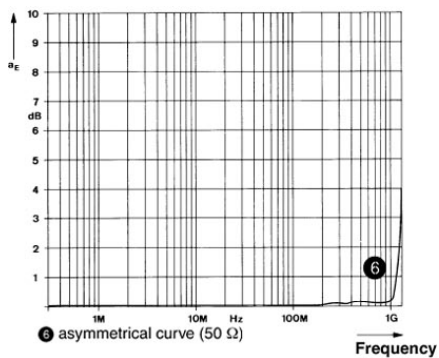
Certificates / Approvals

Certification

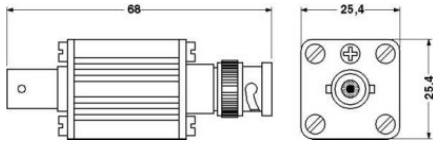
GOST

Diagrams/Drawings

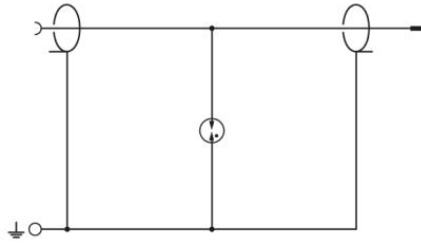
Diagram



Dimensioned drawing



Circuit diagram



C-UB Order No.: 2782245

<http://eshop.phoenixcontact.de/phoenix/treeViewClick.do?UID=2782245>

Address

PHOENIX CONTACT Deutschland GmbH
Flachsmarktstr. 8
32825 Blomberg, Germany
Phone +49 5235 3 12000
Fax +49 5235 3 41200
<http://www.phoenixcontact.de>



© 2010 Phoenix Contact
Technical modifications reserved;