


# CN-UB-70DC-6-BB

Order No.: 2803166




<http://eshop.phoenixcontact.de/phoenix/treeViewClick.do?UID=2803166>

Attachment plug with surge protection for coaxial signal interfaces.  
Connection: N connector, female/female

Commercial data	
GTIN (EAN)	 4 046356 293211
sales group	J401
Pack	1 pcs.
Customs tariff	85363010
Catalog page information	Page 168 (TT-2009)

**Product notes**

WEEE/RoHS-compliant since:  
09/04/2008



<http://www.download.phoenixcontact.com>  
Please note that the data given here has been taken from the online catalog. For comprehensive information and data, please refer to the user documentation. The General Terms and Conditions of Use apply to Internet downloads.

## Technical data

General	
Housing material	Brass (CuZn)
Color	nickel
Standards for air and creepage distances	DIN VDE 0110-1 IEC 60664-1: 1992-10
Ambient temperature (operation)	-40 °C ... 90 °C

Mounting type	Connection-specific intermediate plugging
Design	Attachment plug
Degree of protection	IP68
Direction of action	Line-Shield/Earth Ground
Width	24.00 mm
Height	47.00 mm
Length	24.00 mm

**Protective circuit**

IEC category	C2
	C3
	D1
VDE requirement class	C2
	C3
	D1
Maximum continuous operating voltage $U_c$	70 V DC
	50 V AC
Maximum continuous voltage $U_c$ (wire-ground)	70 V DC
	50 V AC
Nominal current $I_N$	10 A
Operating effective current $I_c$ at $U_c$	$\leq 1 \mu A$
Nominal discharge surge current $I_n$ (8/20) $\mu s$ (Core-Earth)	5 kA
Nominal discharge surge current $I_n$ (8/20) $\mu s$ (Core-Shield)	5 kA
Max. discharge surge current $I_{max}$ (8/20) $\mu s$ maximum (Core-Earth)	10 kA
Max. discharge surge current $I_{max}$ (8/20) $\mu s$ maximum (Core-Shield)	10 kA
Nominal pulse current $I_{an}$ (10/1000) $\mu s$ (Core-Shield)	100 A
Lightning test current (10/350) $\mu s$ , peak value $I_{imp}$	1 kA
Output voltage limitation at 1 kV/ $\mu s$ (Core-Earth) spike	$\leq 650 V$
Output voltage limitation at 1 kV/ $\mu s$ (Core-Shield) spike	$\leq 650 V$
Output voltage limitation at 1 kV/ $\mu s$ (Core-Earth) static	$\leq 650 V$

Output voltage limitation at 1 kV/μs (Core-Shield) static	≤ 650 V
Protection level U <sub>p</sub> (Core-Earth)	≤ 800 V (C2 (4 kV/2 kA))
	≤ 1 kV (C2 (10 kV/5 kA))
Protection level U <sub>p</sub> (Core-Shield)	≤ 800 V (C2 (4 kV/2 kA))
	≤ 1 kV (C2 (10 kV/5 kA))
Response time t <sub>A</sub> (Core-Earth)	≤ 100 ns
Response time t <sub>A</sub> (Core-GND)	≤ 100 ns
Input attenuation a <sub>E</sub> , asym.	0.1 dB (6 GHz)
Cut-off frequency f <sub>g</sub> (3 dB), asym. (shield) in 50 Ohm system	> 6 GHz
Frequency range	0 Hz ... 6 GHz
Standing wave ratio SWR in a 50 Ω system	Typ. 1.15 (6 GHz)
Permissible HF power P <sub>max.</sub> at SWR=xx (50 Ohm system)	30 W (VSWR = 1.15)
Capacity (Core-Earth)	Typ. 1.5 pF
Capacity asymmetrical (shield)	Typ. 1.5 pF
Surge carrying capacity in acc. with IEC 61643-21 (Core-Earth)	C2 (10 kV/5 kA)
	C3 (100 A)
	D1 (1 kA)
Surge carrying capacity in acc. with IEC 61643-21 (Core-Shield)	C2 (10 kV/5 kA)
	C3 (100 A)
	D1 (1 kA)
Alternating current carrying capacity in acc. with IEC 61643-21 (Core-Shield)	5 A - 1 s
<b>Connection data</b>	
Type of connection	N connector 50 Ω
Connection type IN	N connector, female
Connection type OUT	N connector, female
<b>Connection, protective circuit</b>	
Standards/regulations	IEC 61643-21

### Certificates / Approvals



Certification GOST

### Accessories

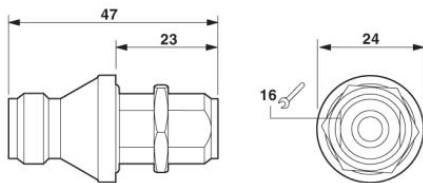
Item	Designation	Description
<b>Assembly</b>		
2818135	CN-UB/MP	Tongue for attaching the CN-UB..., to housing panels, for example.
2803137	CN-UB/MP-90DEG-50	Angled bracket for individually fixing CN-UB... to housing panels, for example.

### Additional products

Item	Designation	Description
<b>Assembly</b>		
2818135	CN-UB/MP	Tongue for attaching the CN-UB..., to housing panels, for example.

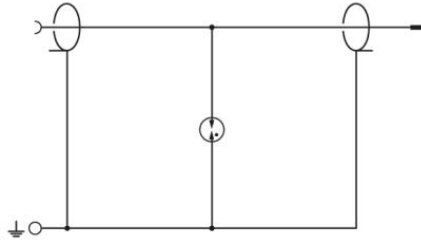
### Diagrams/Drawings

Dimensioned drawing



Circuit diagram

---



**Address**

PHOENIX CONTACT Deutschland GmbH  
Flachsmarktstr. 8  
32825 Blomberg, Germany  
Phone +49 5235 3 12000  
Fax +49 5235 3 41200  
<http://www.phoenixcontact.de>



© 2010 Phoenix Contact  
Technical modifications reserved;