


# EMG 90-DIO 16E/LP

Order No.: 2954808




<http://eshop.phoenixcontact.de/phoenix/treeViewClick.do?UID=2954808>

Lamp test module, 2 diodes with common cathode: with 8 pairs, for individual wiring



## Commercial data

GTIN (EAN)	 4 017918 085148
sales group	H101
Pack	5 pcs.
Customs tariff	85411000
Catalog page information	Page 665 (IF-2009)

## Product notes

WEEE/RoHS-compliant since:  
04/01/2007



<http://www.download.phoenixcontact.com>  
Please note that the data given here has been taken from the online catalog. For comprehensive information and data, please refer to the user documentation. The General Terms and Conditions of Use apply to Internet downloads.

## Technical data

### General data

Max. operating voltage	250 V AC
Peak reverse voltage per diode	1300 V
Reverse current per diode	≤ 5 μA
Conducting state voltage per diode	Approx. 0.8 V

Conducting state current per diode	0.7 A (with single load) 0.4 A (with simultaneous loads)
Width	90 mm
Height	75 mm
Depth	55 mm
Ambient temperature (operation)	-20 °C ... 50 °C
Ambient temperature (storage/transport)	-40 °C ... 70 °C
Pollution degree	2
Surge voltage category	III, basic insulation (as per EN 50178)
Mounting position	Any
Assembly instructions	In rows with zero spacing

#### Connection data

Conductor cross section solid min.	0.2 mm <sup>2</sup>
Conductor cross section solid max.	4 mm <sup>2</sup>
Conductor cross section stranded min.	0.2 mm <sup>2</sup>
Conductor cross section stranded max.	2.5 mm <sup>2</sup>
Conductor cross section AWG/kcmil min.	24
Conductor cross section AWG/kcmil max	12
Stripping length	8 mm
Screw thread	M3
Type of connection	Screw connection

#### Certificates / Approvals



Certification GOST

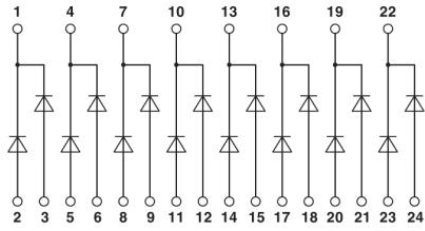
#### Accessories

Item	Designation	Description
2947035	EMG-GKS 12	Equipment marker, width 12 mm

**Diagrams/Drawings**

Circuit diagram

---



**Address**

PHOENIX CONTACT Deutschland GmbH  
Flachsmarktstr. 8  
32825 Blomberg, Germany  
Phone +49 5235 3 12000  
Fax +49 5235 3 41200  
<http://www.phoenixcontact.de>



© 2011 Phoenix Contact  
Technical modifications reserved;