

3	SHELL	STAINLESS STEEL	NOTE 3	t=0.3	
2	CONTACT	COPPER ALLOY	NOTE 2		
1	HOUSING	HEAT RESISTING RESIN	BLACK	UL94V-0	
No.	PART NAME	MATERIAL	SURFACE FINISH	REMARKS	
SIZE	UNIT	SCALE	PROJECTION	DATE	CUSTOMER
A3	METRIC	10:1	☉	16. JUN. 2009	
APPROVED	CHECKED	DESIGNED	DRAWN		SERIES NAME
S.U	Y.N	Y.N	Y.N		Micro USB Rec. Mid mount Btype
					0.85mm height (1.6mm offset)
					PART No.
					UB-MC5BR3-M04-4S NMP
					DRAWING No.
					CT7-00350-220-4
					RD

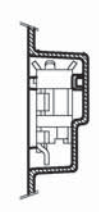
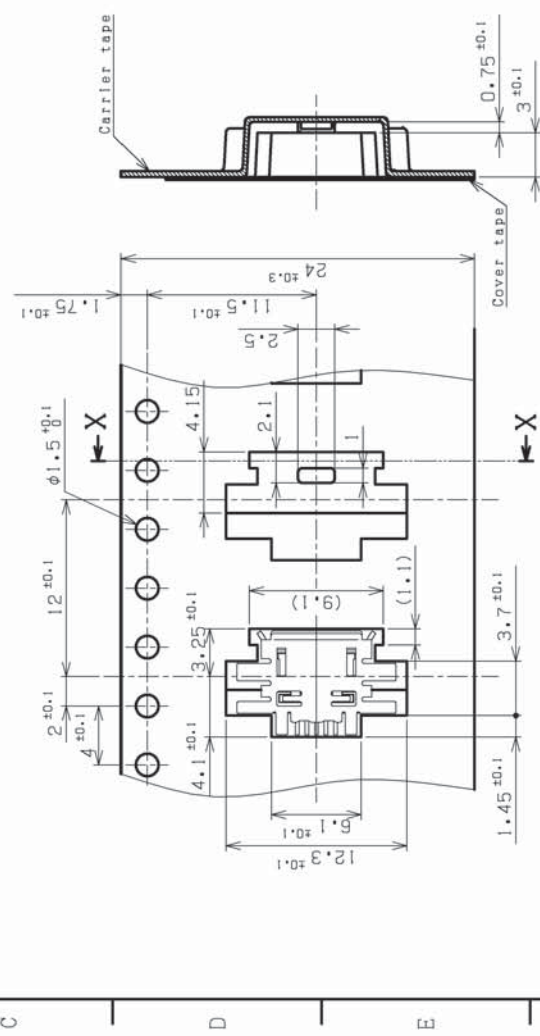
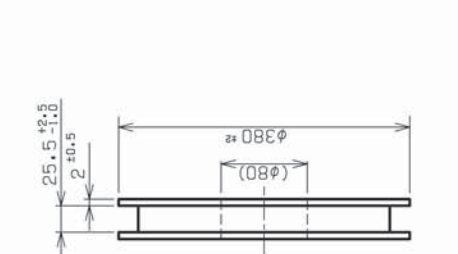
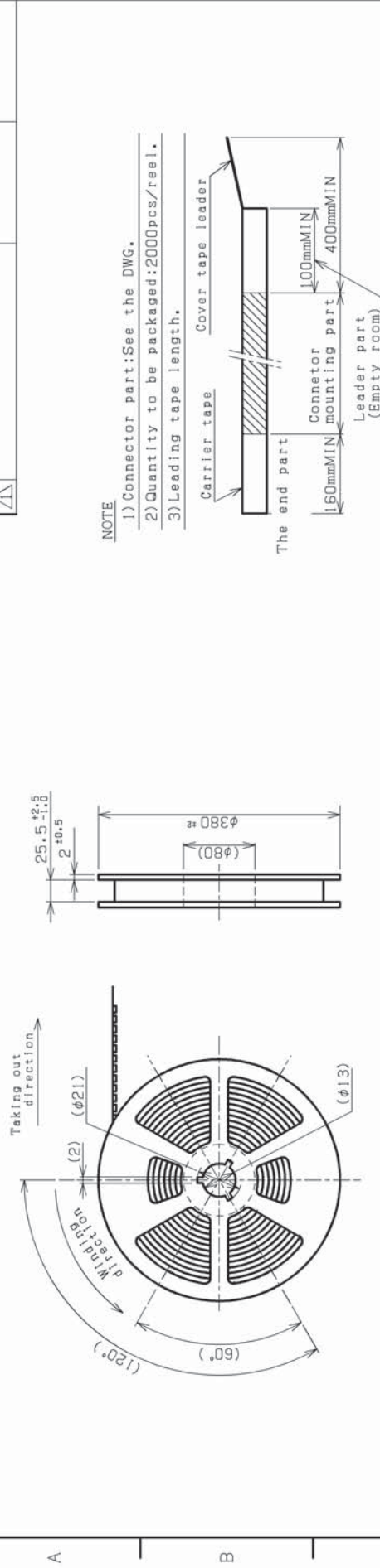
JST J.S.T.MFG.CO.,LTD

NOTE 1: UNLESS OTHERWISE SPECIFIED TOLERANCE: ±0.3
 2: SURFACE FINISH OF CONTACT :
 OVER ALL : NICKEL UNDER PLATED
 CONTACT POINTS : GOLD PLATED
 SOLDER TAILS : GOLD PLATED
 3: SURFACE FINISH OF SHELL
 OVER ALL : NICKEL UNDER PLATED
 TIN PLATED

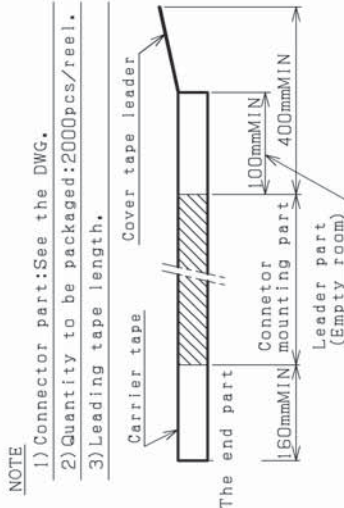
THIS DRAWING CONTAINS INFORMATION THAT IS PROPRIETARY TO J.S.T. AND SHOULD NOT BE USED WITHOUT WRITTEN PERMISSION.

EC4109-2

REV.	DESCRIPTION	DATE	DESIGNED
△			



X-Xsec.



NOTE
 1) Connector part: See the DWG.
 2) Quantity to be packaged: 2000pcs/reel.
 3) Leading tape length.

4) Cover tape peel strength: 0.1~1N
 Peeling speed: 300mm/min.
 Cover tape 165~180°
 Peeling direction
 Taking out direction

Carrier tape
 Taking out direction
 5) Material
 : Carrier tape: Polyester (PET)
 : Cover tape: Polyester (PET)
 : Reel : Flange, Polystyrene (PS)
 : Core, Polypropylene (PP)
 : Core, Polystyrene (PS)
 6) Unless otherwise specified tolerance are ±0.3.

SIZE	UNIT	SCALE	PROJECTION	DATE	CUSTOMER	
A3	METRIC	FREE	1st	5.FEB.2010	MicroUSB Receptacle	
APPROVED	CHECKED	DESIGNED	DRAWN	Y.N	Y.N	Mid mount Btype
S.U						UB-MC5BR3-M04-4S-TB NMP
J.S.T.MFG.CO.,LTD				DRAWING No.	CT7-00350-G20-1	
					RO	

THIS DRAWING CONTAINS INFORMATION THAT IS PROPRIETARY TO J.S.T. AND SHOULD NOT BE USED WITHOUT WRITTEN PERMISSION. EC4109-2