


SPT 2,5/ 9-V-5,0

Order No.: 1991163

The figure shows a 10-position version of the product

<http://eshop.phoenixcontact.de/phoenix/treeViewClick.do?UID=1991163>

PC terminal block, Nominal current: 24 A, Nom. voltage: 250 V, Pitch: 5 mm, Number of positions: 9, Type of connection: Spring-cage conn., Mounting: Soldering, Conductor/PCB connection direction: 90 °, Color: green

Commercial data

GTIN (EAN)	
Note	Made-to-order
sales group	E060
Pack	50 pcs.
Customs tariff	85369010
Catalog page information	Page 111 (CC-2009)

Product notes

WEEE/RoHS-compliant since:
11/09/2005

<http://www.download.phoenixcontact.com>
Please note that the data given here has been taken from the online catalog. For comprehensive information and data, please refer to the user documentation. The General Terms and Conditions of Use apply to Internet downloads.

Technical data

Dimensions / positions

Length	13.5 mm
Pitch	5 mm
Dimension a	40 mm

Number of positions	9
Pin dimensions	0,8 x 0,8 mm
Pin spacing	5 mm
Hole diameter	1.1 mm

Technical data

Range of articles	SPT 2,5/..-V
Insulating material group	I
Rated surge voltage (III/3)	4 kV
Rated surge voltage (III/2)	4 kV
Rated surge voltage (II/2)	4 kV
Rated voltage (III/3)	250 V
Rated voltage (III/2)	400 V
Rated voltage (II/2)	630 V
Connection in acc. with standard	EN-VDE
Nominal current I_N	24 A
Nominal cross section	2.5 mm ²
Maximum load current	24 A
Insulating material	PA
Inflammability class acc. to UL 94	V0
Internal cylindrical gage	A3
Stripping length	10 mm
Nominal voltage, UL/CUL Use Group B	300 V
Nominal current, UL/CUL Use Group B	20 A
Nominal voltage, UL/CUL Use Group D	300 V
Nominal current, UL/CUL Use Group D	10 A

Connection data

Conductor cross section solid min.	0.2 mm ²
Conductor cross section solid max.	4 mm ²
Conductor cross section stranded min.	0.2 mm ²
Conductor cross section stranded max.	2.5 mm ²
Conductor cross section stranded, with ferrule without plastic sleeve min.	0.25 mm ² Stripping length 8 mm
Conductor cross section stranded, with ferrule without plastic sleeve max.	2.5 mm ² Stripping length 8 mm
Conductor cross section stranded, with ferrule with plastic sleeve min.	0.25 mm ² Stripping length 8 mm

Conductor cross section stranded, with ferrule with plastic sleeve max.	1.5 mm ² Stripping length 8 mm
Conductor cross section AWG/kcmil min.	24
Conductor cross section AWG/kcmil max	12
Minimum AWG according to UL/CUL	24
Maximum AWG according to UL/CUL	12

Certificates / Approvals

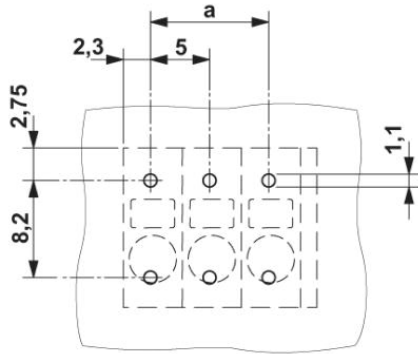


Certification

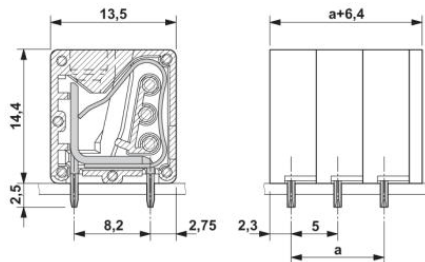
CB, CCA, CUL, SEV, UL

Diagrams/Drawings

Drilling plan/solder pad geometry



Dimensioned drawing



Address

PHOENIX CONTACT Deutschland GmbH
Flachsmarktstr. 8
32825 Blomberg, Germany
Phone +49 5235 3 12000
Fax +49 5235 3 41200
<http://www.phoenixcontact.de>



© 2011 Phoenix Contact
Technical modifications reserved;