

## DFK-MC 1,5/14-GF-3,81


Order No.: 1829455

The figure shows a 10-position version of the product

<http://eshop.phoenixcontact.de/phoenix/treeViewClick.do?UID=1829455>

Plug component, Nominal current: 8 A, Rated voltage (III/2): 160 V,  
Number of positions: 14, Pitch: 3.81 mm, Color: green, Metal surface:  
Sn, Assembly: Direct mounting

### Commercial data

GTIN (EAN)	
sales group	E102
Pack	50 pcs.
Customs tariff	85366990
Catalog page information	Page 188 (CC-2009)

### Product notes

WEEE/RoHS-compliant since:  
01/01/2003

<http://www.download.phoenixcontact.com>  
Please note that the data given here has been taken from the online catalog. For comprehensive information and data, please refer to the user documentation. The General Terms and Conditions of Use apply to Internet downloads.

### Technical data

#### Dimensions / positions

Pitch	3.81 mm
Dimension a	49.53 mm
Number of positions	14

#### Technical data

Range of articles	DFK-MC 1,5/..-GF
Insulating material group	I
Rated surge voltage (III/3)	2.5 kV
Rated surge voltage (III/2)	2.5 kV
Rated surge voltage (II/2)	2.5 kV
Rated voltage (III/2)	160 V
Rated voltage (II/2)	320 V
Connection in acc. with standard	EN-VDE
Nominal current $I_N$	8 A
Nominal voltage $U_N$	160 V
Nominal cross section	1.5 mm <sup>2</sup>
Maximum load current	8 A
Insulating material	PA
Inflammability class acc. to UL 94	V0
Max. current slip-on connection	8 A
Dimensions of slip-on connection	2,8 x 0,8 mm

#### Connection data

Conductor cross section solid min.	0.14 mm <sup>2</sup>
Conductor cross section solid max.	1.5 mm <sup>2</sup>
Conductor cross section stranded min.	0.14 mm <sup>2</sup>
Conductor cross section stranded max.	1.5 mm <sup>2</sup>
Conductor cross section AWG/kcmil min.	28
Conductor cross section AWG/kcmil max	16

#### Certificates / Approvals



Certification

CB, CSA, CUL, GOST, UL, VDE-PZI

### Accessories

Item	Designation	Description
<b>Assembly</b>		
0710015	DFK-MC SS	Screw set, for securing the header to the housing wall, consists of M2 x 8 screw, spring washer and nut, 1 piece each
<b>Marking</b>		
0804109	SK 3,81/2,8:FORTL.ZAHLEN	Marker card, printed horizontally, self-adhesive, 10-section marker strip, 14 identical decades marked 1-10, 11-20 etc. up to 91-(99)100, sufficient for 140 terminal blocks
<b>Plug/Adapter</b>		
1734634	CP-MSTB	Keying profile, is inserted into the slot on the plug or inverted header, red insulating material
<b>Tools</b>		
1205037	SZS 0,4X2,5 VDE	Screwdriver, bladed, VDE insulated, size: 0.4 x 2.5 x 80 mm, 2-component grip, with non-slip grip

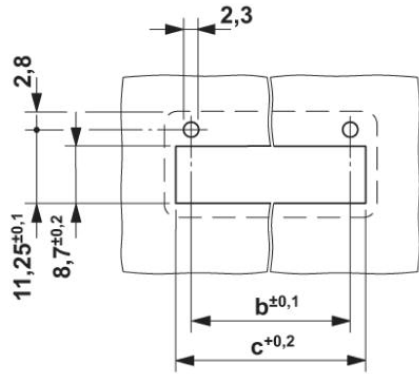
### Additional products

Item	Designation	Description
<b>General</b>		
1851355	FK-MCP 1,5/14-STF-3,81	Plug component, Nominal current: 8 A, Rated voltage (III/2): 160 V, Number of positions: 14, Pitch: 3.81 mm, Color: green, Metal surface: Sn
1850974	FRONT-MC 1,5/14-STF-3,81	Plug component, Nominal current: 8 A, Rated voltage (III/2): 160 V, Number of positions: 14, Pitch: 3.81 mm, Color: green, Metal surface: Sn
1827826	MC 1,5/14-STF-3,81	Plug component, Nominal current: 8 A, Rated voltage (III/2): 160 V, Number of positions: 14, Pitch: 3.81 mm, Color: green, Metal surface: Sn
1852480	MCC 1/14-STZF-3,81	Plug component, Nominal current: 8 A, Rated voltage (III/2): 160 V, Number of positions: 14, Pitch: 3.81 mm, Color: green, Metal surface: Sn, Corresponding female crimp contacts with current [A] and conductor cross section range [mm <sup>2</sup> ] data: 5A/MCC-MT 0,2-0,35 (1859988); 8A/MCC-MT 0,5-1,0 (1859991)
1828469	MCVR 1,5/14-STF-3,81	Plug component, Nominal current: 8 A, Rated voltage (III/2): 160 V, Number of positions: 14, Pitch: 3.81 mm, Color: green, Metal surface: Sn
1828618	MCVW 1,5/14-STF-3,81	Plug component, Nominal current: 8 A, Rated voltage (III/2): 160 V, Number of positions: 14, Pitch: 3.81 mm, Color: green, Metal surface: Sn

1897665	QC 0,5/14-STF-3,81	Plug component, Nominal current: 6 A, Rated voltage (III/2): 200 V, Number of positions: 14, Pitch: 3.81 mm, Color: green, Metal surface: Sn
---------	--------------------	--

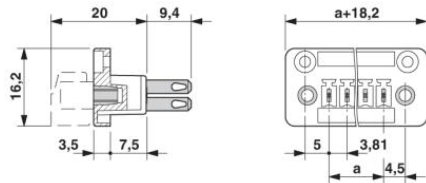
**Diagrams/Drawings**

Drilling plan/solder pad geometry



Dimension b = 6.19 mm + (no. of pos. x 3.81 mm)  
 Dimension c = Dim. b + 4.7 mm

Dimensioned drawing



**Address**

PHOENIX CONTACT Deutschland GmbH  
Flachsmarktstr. 8  
32825 Blomberg, Germany  
Phone +49 5235 3 12000  
Fax +49 5235 3 41200  
<http://www.phoenixcontact.de>



© 2010 Phoenix Contact  
Technical modifications reserved;