


## DFK-PC 4/ 6-G-7,62-FS4,8

Order No.: 1861196


The figure shows a 5-pos. version of the product



<http://eshop.phoenixcontact.de/phoenix/treeViewClick.do?UID=1861196>

Plug component, Nominal current: 15 A, Rated voltage (III/2): 400 V, Number of positions: 6, Pitch: 7.62 mm, Color: green, Metal surface: Sn, Assembly: Direct mounting

### Commercial data

GTIN (EAN)	 4 017918 125714
sales group	E513
Pack	50 pcs.
Customs tariff	85366990
Catalog page information	Page 373 (CC-2009)

### Product notes

WEEE/RoHS-compliant since:  
01/01/2003



<http://www.download.phoenixcontact.com>  
Please note that the data given here has been taken from the online catalog. For comprehensive information and data, please refer to the user documentation. The General Terms and Conditions of Use apply to Internet downloads.

### Technical data

#### Dimensions / positions

Pitch	7.62 mm
Dimension a	38.1 mm
Number of positions	6

#### Technical data

Range of articles	DFK-PC 4/...-G -FS4,8
Insulating material group	I
Rated surge voltage (III/3)	6 kV
Rated surge voltage (III/2)	6 kV
Rated surge voltage (II/2)	6 kV
Rated voltage (III/2)	400 V
Rated voltage (II/2)	800 V
Connection in acc. with standard	EN-VDE
Nominal current $I_N$	15 A
Nominal voltage $U_N$	400 V
Nominal cross section	4 mm <sup>2</sup>
Maximum load current	15 A
Insulating material	PA
Inflammability class acc. to UL 94	V2
Max. current slip-on connection	15 A
Dimensions of slip-on connection	4,8 x 0,8 mm

#### Connection data

Conductor cross section solid min.	0.2 mm <sup>2</sup>
Conductor cross section solid max.	4 mm <sup>2</sup>
Conductor cross section stranded min.	0.2 mm <sup>2</sup>
Conductor cross section stranded max.	4 mm <sup>2</sup>
Conductor cross section AWG/kcmil min.	24
Conductor cross section AWG/kcmil max	10

#### Certificates / Approvals



Certification

CSA, CUL, GOST, UL

### Accessories

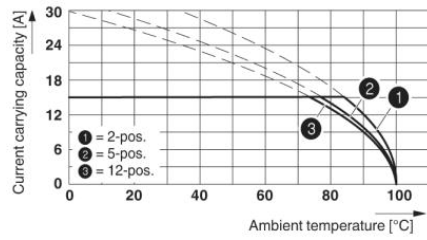
Item	Designation	Description
<b>Assembly</b>		
0708263	DFK-MSTB-SS	Screw set, for securing the header to the device wall, consists of an M3 x 10 screw, with a spring washer and a nut
<b>Marking</b>		
0804549	SK 7,62/3,8:FORTL.ZAHLEN	Marker card, printed horizontally, self-adhesive, 10-section marker strip, 12 identical decades marked 1-10, 11-20 etc. up to 91-99, sufficient for 120 terminal blocks
<b>Plug/Adapter</b>		
1600027	CP-HCC 4	Coding profile, Color: red
<b>Tools</b>		
1205053	SZS 0,6X3,5	Actuation tool, for ST terminal blocks, insulated, also suitable for use as a bladed screwdriver, size: 0.6 x 3.5 x 100 mm, 2-component grip, with non-slip grip

### Additional products

Item	Designation	Description
<b>General</b>		
1804946	PC 4/ 6-ST-7,62	Plug component, Nominal current: 20 A, Rated voltage (III/2): 630 V, Number of positions: 6, Pitch: 7.62 mm, Color: green, Metal surface: Sn
1840159	PCC 4/ 6-ST-7,62	Plug component, Nominal current: 20 A, Rated voltage (III/2): 1000 V, Number of positions: 6, Pitch: 7.62 mm, Color: green, Metal surface: Sn, Corresponding female crimp contacts with current [A] and conductor cross section range [mm <sup>2</sup> ] data: 13,5A/STG-MTN 0,5-1,0 (3190438); 13,5A/STG-MTN 0,5-1,0 BA (3190629); 20A/STG-MTN 1,5-2,5 (3190506); 20A/STG-MTN 1,5-2,5 BA (3190632). BA = Taped contacts

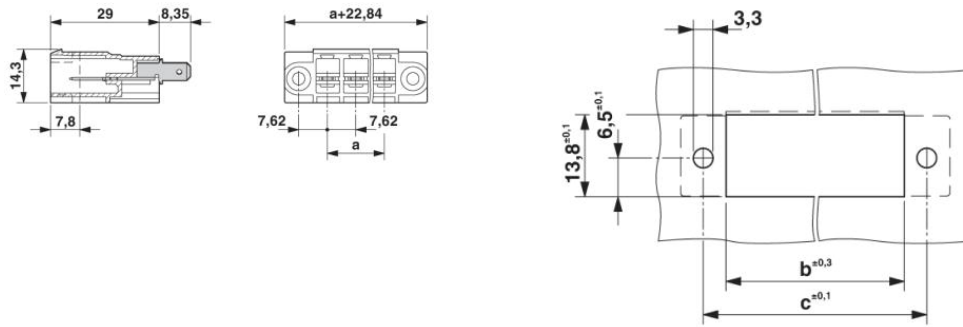
## Diagrams/Drawings

### Diagram



Derating curve for: PC 4/...-ST-7,62 with DFK-PC 4/...-G-7,62-FS4,8

### Dimensioned drawing



**Address**

PHOENIX CONTACT Deutschland GmbH  
Flachsmarktstr. 8  
32825 Blomberg, Germany  
Phone +49 5235 3 12000  
Fax +49 5235 3 41200  
<http://www.phoenixcontact.de>



© 2010 Phoenix Contact  
Technical modifications reserved;