


**DFK-PC 5/ 4-G-7,62**

Order No.: 1727605

<http://eshop.phoenixcontact.de/phoenix/treeViewClick.do?UID=1727605>

Header, Nominal current: 41 A, Rated voltage (III/2): 630 V, Number of positions: 4, Pitch: 7.62 mm, Color: green, Metal surface: Sn, Assembly: Soldering

**Commercial data**

GTIN (EAN)	
Note	Made-to-order
sales group	E523
Pack	10 pcs.
Customs tariff	85366990
Catalog page information	Page 398 (CC-2009)

**Product notes**

WEEE/RoHS-compliant since:  
04/18/2006



<http://www.download.phoenixcontact.com>  
Please note that the data given here has been taken from the online catalog. For comprehensive information and data, please refer to the user documentation. The General Terms and Conditions of Use apply to Internet downloads.

**Technical data****Dimensions / positions**

Length	29.25 mm
Pitch	7.62 mm
Dimension a	22.86 mm
Number of positions	4

Pin dimensions	0,8 x 1,0
Pin spacing	7.62 mm
Hole diameter	1.3 mm

#### Technical data

Range of articles	DFK-PC 5/...-G
Insulating material group	I
Rated surge voltage (III/3)	6 kV
Rated surge voltage (III/2)	6 kV
Rated surge voltage (II/2)	6 kV
Rated voltage (III/2)	630 V
Rated voltage (II/2)	800 V
Connection in acc. with standard	EN-VDE
Nominal current $I_N$	41 A
Nominal voltage $U_N$	500 V
Maximum load current	41 A
Insulating material	PA
Inflammability class acc. to UL 94	V0
Nominal voltage, UL/CUL Use Group B	300 V
Nominal current, UL/CUL Use Group B	41 A
Nominal voltage, UL/CUL Use Group C	150 V
Nominal current, UL/CUL Use Group C	41 A
Nominal voltage, UL/CUL Use Group D	300 V
Nominal current, UL/CUL Use Group D	10 A

#### Certificates / Approvals

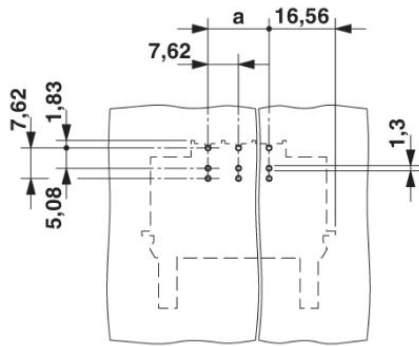


Certification

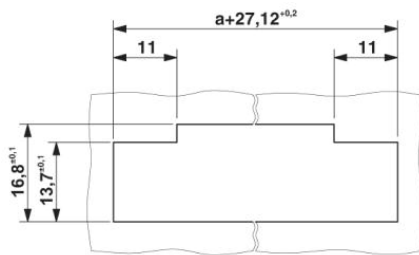
CUL, UL

## Diagrams/Drawings

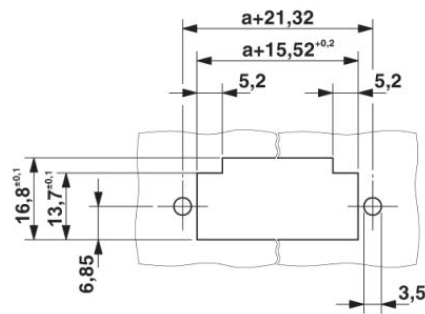
Drilling plan/solder pad geometry



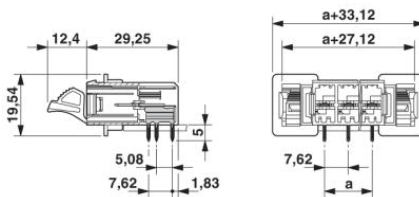
Dimensioned drawing



Sheet metal cutout for snap-on.



Sheet metal cutout for screw connection.



**Address**

PHOENIX CONTACT Deutschland GmbH  
Flachsmarktstr. 8  
32825 Blomberg, Germany  
Phone +49 5235 3 12000  
Fax +49 5235 3 41200  
<http://www.phoenixcontact.de>



© 2010 Phoenix Contact  
Technical modifications reserved;