

## DFK-MSTB 2,5/ 2-GF


Order No.: 0710028

The figure shows a 10-position version of the product

<http://eshop.phoenixcontact.de/phoenix/treeViewClick.do?UID=0710028>

Plug component, Nominal current: 12 A, Rated voltage (III/2): 320 V, Number of positions: 2, Pitch: 5 mm, Color: green, Metal surface: Sn, Assembly: Direct mounting

### Commercial data

GTIN (EAN)	
sales group	E120
Pack	50 pcs.
Customs tariff	85366990
Catalog page information	Page 285 (CC-2009)

### Product notes

WEEE/RoHS-compliant since:  
01/01/2003



<http://www.download.phoenixcontact.com>  
Please note that the data given here has been taken from the online catalog. For comprehensive information and data, please refer to the user documentation. The General Terms and Conditions of Use apply to Internet downloads.

### Technical data

#### Dimensions / positions

Pitch	5 mm
Dimension a	5 mm
Number of positions	2

#### Technical data

Range of articles	DFK-MSTB 2,5/...-GF
Insulating material group	I
Rated surge voltage (III/3)	4 kV
Rated surge voltage (III/2)	4 kV
Rated surge voltage (II/2)	4 kV
Rated voltage (III/2)	320 V
Rated voltage (II/2)	630 V
Connection in acc. with standard	EN-VDE
Nominal current $I_N$	12 A
Nominal voltage $U_N$	320 V
Nominal cross section	2.5 mm <sup>2</sup>
Maximum load current	12 A
Insulating material	PA
Inflammability class acc. to UL 94	V2
Max. current slip-on connection	8 A
Dimensions of slip-on connection	2,8 x 0,8 mm

#### Connection data

Conductor cross section solid min.	0.2 mm <sup>2</sup>
Conductor cross section solid max.	2.5 mm <sup>2</sup>
Conductor cross section stranded min.	0.2 mm <sup>2</sup>
Conductor cross section stranded max.	2.5 mm <sup>2</sup>
Conductor cross section AWG/kcmil min.	24
Conductor cross section AWG/kcmil max	12

#### Certificates / Approvals



Certification

CB, CSA, CUL, UL, VDE-PZI

### Accessories

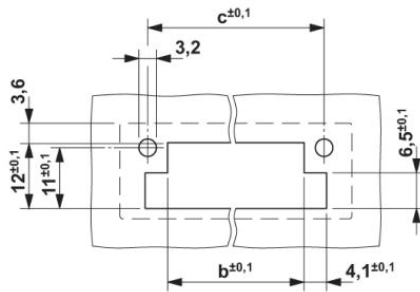
Item	Designation	Description
<b>Assembly</b>		
0708263	DFK-MSTB-SS	Screw set, for securing the header to the device wall, consists of an M3 x 10 screw, with a spring washer and a nut
1755477	MSTB-BL	Keying cap, for forming sections, plugs onto header pin, green insulating material
<b>Plug/Adapter</b>		
1734401	CR-MSTB	Coding section, inserted into the recess in the header or the inverted plug, red insulating material

### Additional products

Item	Designation	Description
<b>General</b>		
1910526	FKC 2,5/ 2-STF	Plug component, Nominal current: 12 A, Rated voltage (III/2): 320 V, Number of positions: 2, Pitch: 5 mm, Color: green, Metal surface: Sn
1909401	FKCT 2,5/ 2-STF	Plug component, Nominal current: 12 A, Rated voltage (III/2): 320 V, Number of positions: 2, Pitch: 5 mm, Color: green, Metal surface: Sn
1909883	FKCVR 2,5/ 2-STF	Plug component, Nominal current: 12 A, Rated voltage (III/2): 320 V, Number of positions: 2, Pitch: 5 mm, Color: green, Metal surface: Sn
1910209	FKCVW 2,5/ 2-STF	Plug component, Nominal current: 12 A, Rated voltage (III/2): 320 V, Number of positions: 2, Pitch: 5 mm, Color: green, Metal surface: Sn
1779644	FRONT-MSTB 2,5/ 2-STF	Plug component, Nominal current: 12 A, Rated voltage (III/2): 320 V, Number of positions: 2, Pitch: 5 mm, Color: green, Metal surface: Sn
1786831	MSTB 2,5/ 2-STF	Plug component, Nominal current: 12 A, Rated voltage (III/2): 320 V, Number of positions: 2, Pitch: 5 mm, Color: green, Metal surface: Sn
1835478	MVSTBR 2,5/ 2-STF	Plug component, Nominal current: 12 A, Rated voltage (III/2): 320 V, Number of positions: 2, Pitch: 5 mm, Color: green, Metal surface: Sn
1835287	MVSTBW 2,5/ 2-STF	Plug component, Nominal current: 12 A, Rated voltage (III/2): 320 V, Number of positions: 2, Pitch: 5 mm, Color: green, Metal surface: Sn

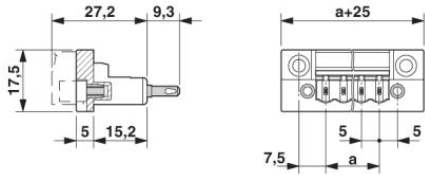
### Diagrams/Drawings

#### Drilling plan/solder pad geometry



Dimension  $b = 2.7 \text{ mm} + (\text{no. of pos.} \times 5.0 \text{ mm})$   
Dimension  $c = \text{Dim. } b + 7.3 \text{ mm}$

#### Dimensioned drawing



**Address**

PHOENIX CONTACT Inc., USA  
586 Fulling Mill Road  
Middletown, PA 17057, USA  
Phone (800) 888-7388  
Fax (717) 944-1625  
<http://www.phoenixcon.com>



© 2010 Phoenix Contact  
Technical modifications reserved;