

SP 4/10


Order No.: 3042984

The illustration shows the 6-position version

<http://eshop.phoenixcontact.de/phoenix/treeViewClick.do?UID=3042984>

Connectors, Type of connection: Spring-cage connection, Number of positions: 10, Cross section: 0.08 mm² - 6 mm², AWG 28 - 10, Width: 62 mm, Height: 41.5 mm, Color: gray

Commercial data

GTIN (EAN)	
sales group	A671
Pack	25 pcs.
Customs tariff	85366990
Catalog page information	Page 279 (CL-2009)

Product notes

WEEE/RoHS-compliant since:
01/01/2003

<http://www.download.phoenixcontact.com>
Please note that the data given here has been taken from the online catalog. For comprehensive information and data, please refer to the user documentation. The General Terms and Conditions of Use apply to Internet downloads.

Technical data

Dimensions

Width	62 mm
Length	21 mm
Height	41.5 mm

Technical data

Maximum load current	32 A (with 6 mm ² conductor cross section)
Rated surge voltage	8 kV
Pollution degree	3
Surge voltage category	III
Insulating material group	I
Connection in acc. with standard	IEC 61984
Nominal current I _N	32 A
Nominal voltage U _N	800 V
Open side panel	nein
Number of positions	10

Connection data

Conductor cross section solid min.	0.08 mm ²
Conductor cross section solid max.	6 mm ²
Conductor cross section stranded min.	0.08 mm ²
Conductor cross section stranded max.	4 mm ²
Conductor cross section AWG/kcmil min.	28
Conductor cross section AWG/kcmil max	10
Conductor cross section stranded, with ferrule without plastic sleeve min.	0.14 mm ²
Conductor cross section stranded, with ferrule without plastic sleeve max.	4 mm ²
Conductor cross section stranded, with ferrule with plastic sleeve min.	0.14 mm ²
Conductor cross section stranded, with ferrule with plastic sleeve max.	4 mm ²
2 conductors with same cross section, stranded, TWIN ferrules with plastic sleeve, min.	0.5 mm ²
2 conductors with same cross section, stranded, TWIN ferrules with plastic sleeve, max.	1 mm ²
Type of connection	Spring-cage connection
Stripping length	10 mm
Internal cylindrical gage	A4

Certificates / Approvals

Certification

CB, CSA, CUL, UL, VDE-PZI

Accessories

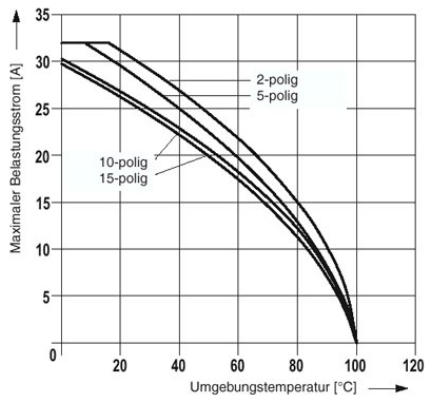
Item	Designation	Description
Assembly		
3040559	PR	Latching, Number of positions: 1, Color: orange
3040630	PR/2	Latching, Number of positions: 2, Color: orange
3040614	PRZ	Latching, Number of positions: 2, Color: orange
3040591	PSH 3- 6	Test plugs, Color: black
3040601	PSH 5-10	Test plugs, Color: black
3040627	PZ/2	Strain relief, Number of positions: 2, Color: black
3040643	PZ/4	Strain relief, Number of positions: 4, Color: black

Plug/Adapter

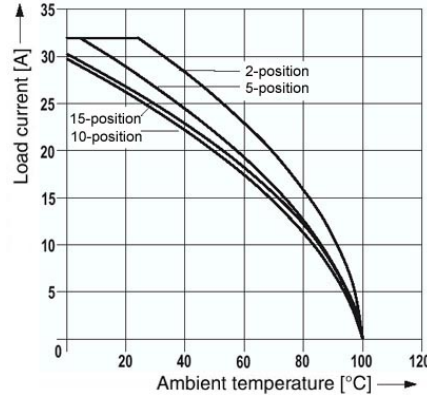
3002885	ISH 4/0,5	Insulating sleeve, Color: gray
3002898	ISH 4/1,0	Insulating sleeve, Color: black

Diagrams/Drawings

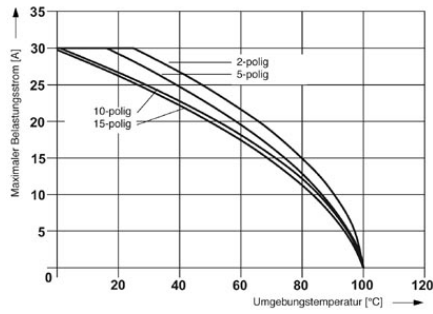
Diagram



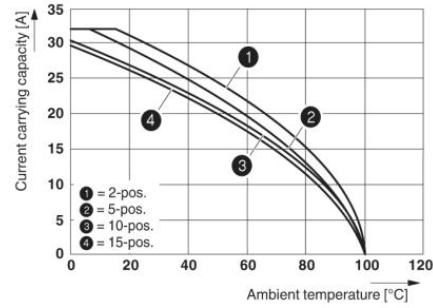
Derating curve for spring-cage terminals ST 4/1P.. and ST 4/2P.. with all plug versions SP 4/... . The derating curves are determined by multiplying the values of the base curves by the factor 0.8.



Derating curve for the spring-cage terminal with all plug versions SP 4/... .



Derating curve for ST 4/ 1P and for all plug versions SP... .



The figure shows the derating curve of the ST 4... terminal block in connection with the SP 4 connector

Circuit diagram



Address

PHOENIX CONTACT Deutschland GmbH
Flachsmarktstr. 8
32825 Blomberg, Germany
Phone +49 5235 3 12000
Fax +49 5235 3 41200
<http://www.phoenixcontact.de>



© 2011 Phoenix Contact
Technical modifications reserved;