

## SPC 5/ 4-ST-7,62


Order No.: 1996032

The figure shows a 5-pos. version of the product

<http://eshop.phoenixcontact.de/phoenix/treeViewClick.do?UID=1996032>

Plug component, Nominal current: 41 A, Rated voltage (III/2): 1000 V,  
Number of positions: 4, Pitch: 7.62 mm, Color: green, Metal surface:  
Sn

### Commercial data

GTIN (EAN)	
sales group	E522
Pack	50 pcs.
Customs tariff	85366990
Catalog page information	Page 384 (CC-2009)

### Product notes

WEEE/RoHS-compliant since:  
04/15/2004



<http://www.download.phoenixcontact.com>  
Please note that the data given here has been taken from the online catalog. For comprehensive information and data, please refer to the user documentation. The General Terms and Conditions of Use apply to Internet downloads.

### Technical data

#### Dimensions / positions

Pitch	7.62 mm
Dimension a	22.86 mm
Number of positions	4

---

**Technical data**

Range of articles	SPC 5/...-ST
Insulating material group	I
Rated surge voltage (III/3)	8 kV
Rated surge voltage (III/2)	8 kV
Rated surge voltage (II/2)	6 kV
Rated voltage (III/2)	1000 V
Rated voltage (II/2)	1000 V
Connection in acc. with standard	EN-VDE
Nominal current $I_N$	41 A
Nominal voltage $U_N$	1000 V
Nominal cross section	10 mm <sup>2</sup>
Maximum load current	41 A
Insulating material	PA
Inflammability class acc. to UL 94	V0
Stripping length	15 mm
Nominal voltage, UL/CUL Use Group B	600 V
Nominal current, UL/CUL Use Group B	35 A
Nominal voltage, UL/CUL Use Group C	600 V
Nominal current, UL/CUL Use Group C	35 A

**Connection data**

Conductor cross section solid min.	0.2 mm <sup>2</sup>
Conductor cross section solid max.	10 mm <sup>2</sup>
Conductor cross section stranded min.	0.2 mm <sup>2</sup>
Conductor cross section stranded max.	6 mm <sup>2</sup>
Conductor cross section stranded, with ferrule without plastic sleeve min.	0.25 mm <sup>2</sup>
Conductor cross section stranded, with ferrule without plastic sleeve max.	6 mm <sup>2</sup>
Conductor cross section stranded, with ferrule with plastic sleeve min.	0.25 mm <sup>2</sup>
Conductor cross section stranded, with ferrule with plastic sleeve max.	4 mm <sup>2</sup>
Conductor cross section AWG/kcmil min.	24
Conductor cross section AWG/kcmil max	8
2 conductors with same cross section, stranded, TWIN ferrules with plastic sleeve, min.	0.25 mm <sup>2</sup>

2 conductors with same cross section, stranded, TWIN ferrules with plastic sleeve, max.	1.5 mm <sup>2</sup>
Minimum AWG according to UL/CUL	24
Maximum AWG according to UL/CUL	8

**Certificates / Approvals**

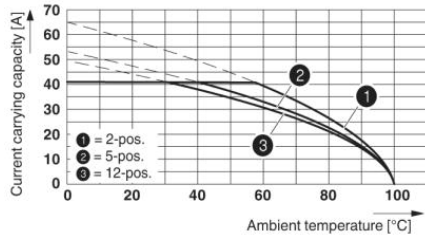


Certification

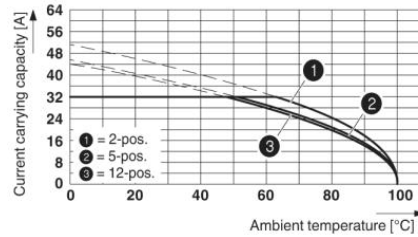
CUL, UL

**Diagrams/Drawings**

Diagram

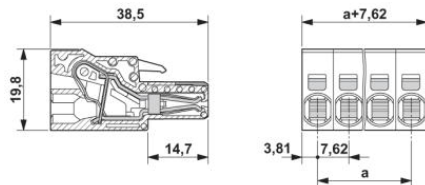


Derating curve for: SPC 5/...-ST-7.62 with PC 5/...-G-7.62



Derating curve for: SPC 5/...-ST-7.62 with PC 5/...-G-7.62  
 Conductor cross-section: 6 mm<sup>2</sup>

Dimensioned drawing



**Address**

PHOENIX CONTACT Deutschland GmbH  
Flachsmarktstr. 8  
32825 Blomberg, Germany  
Phone +49 5235 3 12000  
Fax +49 5235 3 41200  
<http://www.phoenixcontact.de>



© 2011 Phoenix Contact  
Technical modifications reserved;