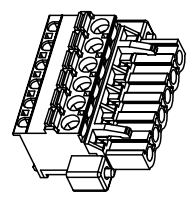


SIGN	DATE	DESCRIPTION	APPROVER
THIS IS CAD DRAWING, DO NOT REVISE MANUALLY!!!			



Material

- Terminal body(Contact pin) : PhBz, tin plated
- Wire guard : Stainless steel
- Flange screw : Steel Zinc plating M 2.5
- Insulator (housing): Thermoplastic (UL94V-0)

Electrical

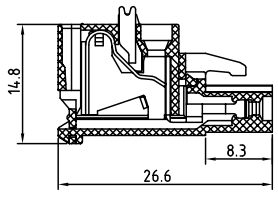
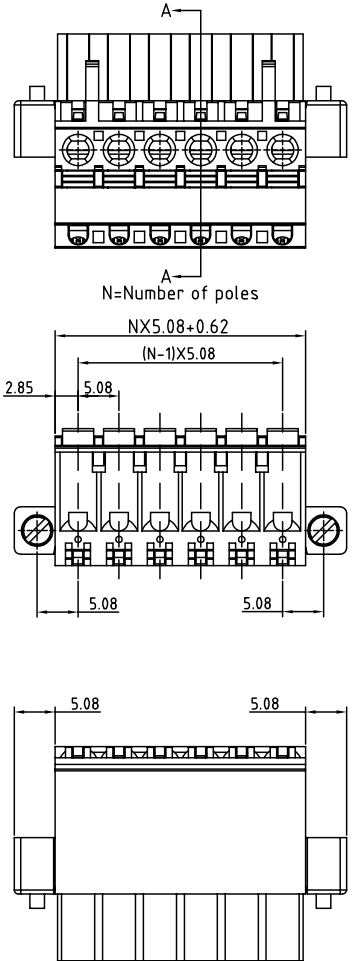
- Voltage rating: 300V
- Current rating: 10A
- Solid wire(AWG): 12-26
- Stranded wire(AWG): 12-26
- Wire strip length: 6-7mm
- Withstanding Voltage: 1.6KV
- Operating temperature: -30°C to +105°C

RoHS Compliant

PART NUMBER:

OSTH4XX505C

- | | | |
|--------------|-----|------------------|
| No. of Poles | 0 | Black |
| 02: 2 Poles | 5 | Green (Standard) |
| 03: 3 Poles | 6 | Blue |
| ... | ... | ... |
| 24: 24 Poles | 8 | Grey |



SECTION A-A

THESE DRAWINGS AND SPECIFICATIONS ARE THE PROPERTY OF ON-SHORE TECHNOLOGY, INC. AND SHALL NOT BE REPRODUCED, COPIED OR USED IN ANY MANNER WITHOUT THE PRIOR WRITTEN CONSENT OF ON-SHORE TECHNOLOGY, INC.



TITLE		OSTH4 5.08mm series hook on entry side with flange 2p-24p			
PART NO.	OSTH4XX505C	DWG NO.	OSTH4XX505C.DWG		
APPROVED	CHECKED	DESIGNED	DRAWN	CUST NO.	Tolerance
Shi Jun 2006.11.16	Shi Jun 2006.11.16	Aaron 2006.09.02	Aaron 2006.09.02		X. ±0.50
					UNIT: mm
				SCALE: NONE	X.XX ±0.10
				SHEET: 01/01	X' ±1"
				REV.: B	