



## URTK 6

Order No.: 3026272

<http://eshop.phoenixcontact.de/phoenix/treeViewClick.do?UID=3026272>

Test disconnect terminal block, Connection method: Screw connection, Cross section: 0.5 mm<sup>2</sup>- 10 mm<sup>2</sup>, Width: 8.2 mm, Mounting type: NS 35/7.5, NS 35/15, NS 32, Color: gray

### Commercial data

GTIN (EAN)	 4 017918 168056
sales group	A052
Pack	50 pcs.
Customs tariff	85369010
Catalog page information	Page 63 (CL-2009)

### Product notes

WEEE/RoHS-compliant since:  
01/01/2003



<http://www.download.phoenixcontact.com>  
Please note that the data given here has been taken from the online catalog. For comprehensive information and data, please refer to the user documentation. The General Terms and Conditions of Use apply to Internet downloads.

### Technical data

#### General

Number of levels	1
Number of connections	2
Color	gray

Insulating material	PA
Inflammability class acc. to UL 94	V0

**Dimensions**

Length	91 mm
Width	8.2 mm
Height NS 35/7.5	51 mm
Height NS 35/15	58.5 mm
Height NS 32	56 mm

**Technical data**

Rated surge voltage	6 kV
Pollution degree	3
Surge voltage category	III
Insulating material group	I
Connection in acc. with standard	IEC 60947-7-1
Nominal current $I_N$	41 A
Nominal voltage $U_N$	400 V

**Connection data**

Conductor cross section solid min.	0.5 mm <sup>2</sup>
Conductor cross section solid max.	10 mm <sup>2</sup>
Conductor cross section stranded min.	0.5 mm <sup>2</sup>
Conductor cross section stranded max.	6 mm <sup>2</sup>
Conductor cross section AWG/kcmil min.	20
Conductor cross section AWG/kcmil max	8
Conductor cross section stranded, with ferrule without plastic sleeve min.	0.5 mm <sup>2</sup>
Conductor cross section stranded, with ferrule without plastic sleeve max.	6 mm <sup>2</sup>
Conductor cross section stranded, with ferrule with plastic sleeve min.	0.5 mm <sup>2</sup>
Conductor cross section stranded, with ferrule with plastic sleeve max.	6 mm <sup>2</sup>
2 conductors with same cross section, solid min.	0.5 mm <sup>2</sup>
2 conductors with same cross section, solid max.	2.5 mm <sup>2</sup>
2 conductors with same cross section, stranded min.	0.5 mm <sup>2</sup>

2 conductors with same cross section, stranded max.	4 mm <sup>2</sup>
2 conductors with same cross section, stranded, ferrules without plastic sleeve, min.	0.5 mm <sup>2</sup>
2 conductors with same cross section, stranded, ferrules without plastic sleeve, max.	2.5 mm <sup>2</sup>
2 conductors with same cross section, stranded, TWIN ferrules with plastic sleeve, min.	0.5 mm <sup>2</sup>
2 conductors with same cross section, stranded, TWIN ferrules with plastic sleeve, max.	4 mm <sup>2</sup>
Type of connection	Screw connection
Stripping length	10 mm
Internal cylindrical gage	A5
Screw thread	M4
Tightening torque, min	1.2 Nm
Tightening torque max	1.4 Nm

#### Certificates / Approvals



Certification

CUL, GOST, PRS, UL

#### Accessories

Item	Designation	Description
<b>Assembly</b>		
3034374	APH-ME	Cover profile carrier for mounting on NS 35/7.5 DIN rail for attaching the cover profile AP-ME
3034358	APT-ME	Cover profile carrier for mounting on NS 35/7.5 DIN rail for attaching the cover profile AP-ME
0311139	ATP-URTK/SP	Partition plate, Length: 99 mm, Width: 2 mm, Height: 64 mm, Color: gray
3022218	CLIPFIX 35	Snap-on end bracket, for 35 mm NS 35/7.5 or NS 35/15 DIN rail, can be fitted with Zack strip ZB 8 and ZB 8/27, terminal strip marker KLM 2 and KLM, width: 9.5 mm, color: gray
3026340	D-URTK 6	End cover, Length: 91 mm, Width: 2 mm, Color: gray
1201442	E/UK	End clamp, for assembly on NS 32 or NS 35/7.5 DIN rail

1201028	NS 32 AL UNPERF 2000MM	G rail 32 mm (NS 32)
1201280	NS 32 CU/120QMM UNPERF 2000MM	G-profile DIN rail, deep-drawn, material: Copper, unperforated, height 15 mm, width 32 mm, length 2 m
1201358	NS 32 CU/35QMM UNPERF 2000MM	G-profile DIN rail, material: Copper, unperforated, height 15 mm, width 32 mm, length 2 m
1201002	NS 32 PERF 2000MM	G-profile DIN rail, material: Steel, perforated, height 15 mm, width 32 mm, length 2 m
1201015	NS 32 UNPERF 2000MM	G-profile DIN rail, material: Steel, unperforated, height 15 mm, width 32 mm, length 2 m
0801762	NS 35/ 7,5 CU UNPERF 2000MM	DIN rail, material: Copper, unperforated, height 7.5 mm, width 35 mm, length: 2 m
0801733	NS 35/ 7,5 PERF 2000MM	DIN rail, material: Steel, galvanized and passivated with a thick layer, perforated, height 7.5 mm, width 35 mm, length: 2 m
0801681	NS 35/ 7,5 UNPERF 2000MM	DIN rail, material: Steel, unperforated, height 7.5 mm, width 35 mm, length: 2 m
1201756	NS 35/15 AL UNPERF 2000MM	DIN rail, deep-drawn, high profile, unperforated, 1.5 mm thick, material: Aluminum, height 15 mm, width 35 mm, length 2 m
1201895	NS 35/15 CU UNPERF 2000MM	DIN rail, material: Copper, unperforated, 1.5 mm thick, height 15 mm, width 35 mm, length: 2 m
1201730	NS 35/15 PERF 2000MM	DIN rail, material: Steel, perforated, height 15 mm, width 35 mm, length: 2 m
1201714	NS 35/15 UNPERF 2000MM	DIN rail, material: Steel, unperforated, height 15 mm, width 35 mm, length: 2 m
1201798	NS 35/15-2,3 UNPERF 2000MM	DIN rail, material: Steel, unperforated, 2.3 mm thick, height 15 mm, width 35 mm, length: 2 m

**Bridges**

2772080	FBRI 10-8 N	Fixed bridge, Number of positions: 10, Color: silver
0311155	S-URTK/SP	Switching lock, Color: white
0311155	S-URTK/SP	Switching lock, Color: white
3026366	SB 2-8-T	Switching jumper, Number of positions: 2, Color: orange
3026492	SB 3-8-T	Switching jumper, Number of positions: 3, Color: orange
3026379	SB 4-8-T	Switching jumper, Number of positions: 4, Color: orange
3026382	SB 10-8-T	Switching jumper, Number of positions: 10, Color: orange
3026395	SB 10-8-T SO	Switching jumper, Number of positions: 10, Color: orange

**General**

3034361	AP-ME METER	Cover profile, for covering terminal strips, snapped onto APT-ME cover profile carrier or APH-ME end bracket. A cover profile carrier should be positioned at the ends and at intervals of around 40 cm. Length supplied: 1 m
---------	-------------	---

**Marking**

1007235	SBS 8:UNBEDRUCKT	Marker cards for modular terminal blocks, color: white
1050512	ZB 8:SO/CMS	Zack strip, 10-section, divisible, special printing, marking according to customer requirements

**Plug/Adapter**

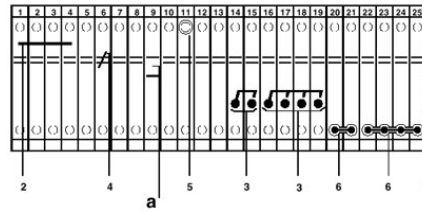
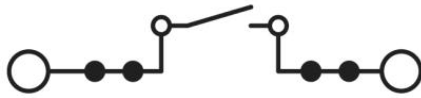
3000722	KSSI 2-8	Short-circuit connector, Width: 16.2 mm, Length: 11 mm, Number of positions: 2, Color: black
3000735	KSSI 4-8	Short-circuit connector, Number of positions: 4, Color: black
3026447	PSBJ-URTK 6 BK	Female test connector, Color: black
3026971	PSBJ-URTK 6 BN	Test socket, for the test disconnect and slide-type terminal blocks, fully insulated, touch proof as per VBG 4, D.: 4 mm safety measuring leads, brown insulation material
3026434	PSBJ-URTK 6 BU	Female test connector, Color: blue
3026450	PSBJ-URTK 6 FARBLOS	Female test connector, Color: transparent
3026418	PSBJ-URTK 6 GN	Female test connector, Color: green
3026612	PSBJ-URTK 6 GY	Female test connector, Color: gray
3026719	PSBJ-URTK 6 RD	Female test connector
3026421	PSBJ-URTK 6 VT	Female test connector, Color: violet
3026405	PSBJ-URTK 6 YE	Female test connector, Color: yellow

**Tools**

1205053	SZS 0,6X3,5	Actuation tool, for ST terminal blocks, insulated, also suitable for use as a bladed screwdriver, size: 0.6 x 3.5 x 100 mm, 2-component grip, with non-slip grip
1205066	SZS 1,0X4,0 VDE	Screwdriver, bladed, VDE insulated, size: 1.0 x 4.0 x 100 mm, 2-component grip, with non-slip grip

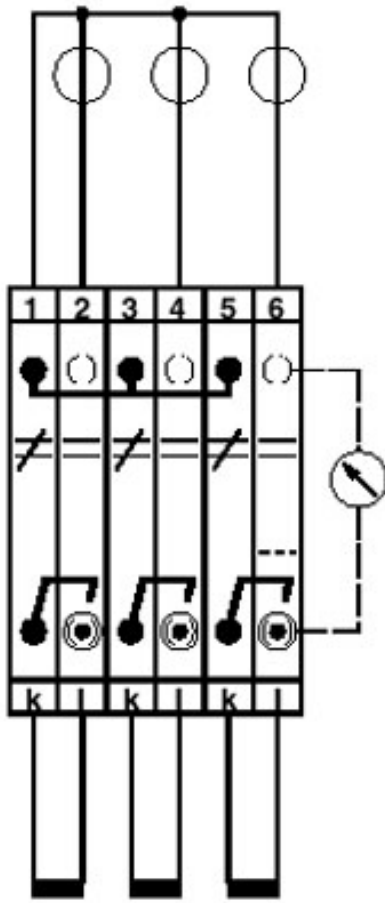
**Diagrams/Drawings**

Circuit diagram

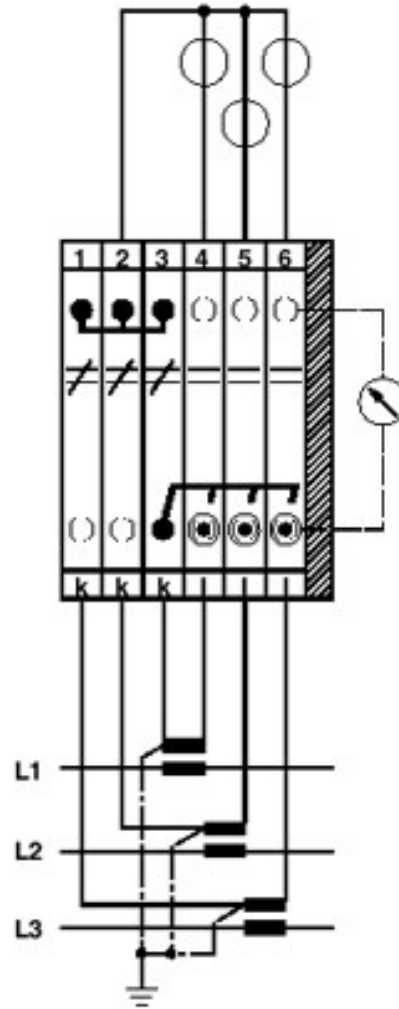


- a = open
- 1 = cover
- 2 = fixed bridge
- 3 = switch bar
- 4 = switching lock
- 5 = test plug socket
- 6 = short-circuit plug

Schematic diagram



Three-phase transducer test set



Three-phase linked transducer test set

**Address**

PHOENIX CONTACT Deutschland GmbH  
Flachsmarktstr. 8  
32825 Blomberg, Germany  
Phone +49 5235 3 12000  
Fax +49 5235 3 41200  
<http://www.phoenixcontact.de>



© 2011 Phoenix Contact  
Technical modifications reserved;