



STU 35/ 4X10

Order No.: 3033126




<http://eshop.phoenixcontact.de/phoenix/treeViewClick.do?UID=3033126>

Feed-through modular terminal block, Type of connection: Screw connection, Screw connection, Cross section: 1.5 mm² - 50 mm², AWG 16 - 1/0, Width: 16.2 mm, Color: gray, Mounting type: NS 35/7.5, NS 35/15

Commercial data	
GTIN (EAN)	4  046356 094078
sales group	A630
Pack	25 pcs.
Customs tariff	85369010
Catalog page information	Page 133 (CL-2009)

Product notes

WEEE/RoHS-compliant since: 07/21/2008



<http://www.download.phoenixcontact.com>
Please note that the data given here has been taken from the online catalog. For comprehensive information and data, please refer to the user documentation. The General Terms and Conditions of Use apply to Internet downloads.

Technical data	
General	
Number of levels	1
Color	gray
Insulating material	PA
Inflammability class acc. to UL 94	V0

Dimensions

Width	16.2 mm
Length	86 mm
Height NS 35/7.5	46.8 mm
Height NS 35/15	54.3 mm

Technical data

Rated surge voltage	8 kV
Pollution degree	3
Surge voltage category	III
Insulating material group	I
Connection in acc. with standard	IEC 60947-7-1
Nominal current I_N	125 A
Nominal voltage U_N	1000 V

Connection data

Conductor cross section solid min.	1.5 mm ²
Conductor cross section solid max.	50 mm ²
Conductor cross section stranded min.	1.5 mm ²
Conductor cross section stranded max.	35 mm ²
Conductor cross section AWG/kcmil min.	16
Conductor cross section AWG/kcmil max	1/0
Conductor cross section stranded, with ferrule without plastic sleeve min.	1.5 mm ²
Conductor cross section stranded, with ferrule without plastic sleeve max.	35 mm ²
Conductor cross section stranded, with ferrule with plastic sleeve min.	1.5 mm ²
Conductor cross section stranded, with ferrule with plastic sleeve max.	35 mm ²
2 conductors with same cross section, solid min.	1.5 mm ²
2 conductors with same cross section, solid max.	16 mm ²
2 conductors with same cross section, stranded min.	1.5 mm ²
2 conductors with same cross section, stranded max.	10 mm ²
2 conductors with same cross section, stranded, ferrules without plastic sleeve, min.	1.5 mm ²

2 conductors with same cross section, stranded, ferrules without plastic sleeve, max.	10 mm ²
2 conductors with same cross section, stranded, TWIN ferrules with plastic sleeve, min.	1.5 mm ²
2 conductors with same cross section, stranded, TWIN ferrules with plastic sleeve, max.	10 mm ²
Type of connection	Screw connection
Stripping length	18 mm
Internal cylindrical gage	B9
Tightening torque, min	3.2 Nm
Tightening torque max	3.7 Nm

Certificates / Approvals

Certification	UL
---------------	----

Accessories

Item	Designation	Description
------	-------------	-------------

Assembly

3022218	CLIPFIX 35	Snap-on end bracket, for 35 mm NS 35/7.5 or NS 35/15 DIN rail, can be fitted with Zack strip ZB 8 and ZB 8/27, terminal strip marker KLM 2 and KLM, width: 9.5 mm, color: gray
1201442	E/UK	End clamp, for assembly on NS 32 or NS 35/7.5 DIN rail
0801762	NS 35/ 7,5 CU UNPERF 2000MM	DIN rail, material: Copper, unperforated, height 7.5 mm, width 35 mm, length: 2 m
0801733	NS 35/ 7,5 PERF 2000MM	DIN rail, material: Steel, galvanized and passivated with a thick layer, perforated, height 7.5 mm, width 35 mm, length: 2 m
0801681	NS 35/ 7,5 UNPERF 2000MM	DIN rail, material: Steel, unperforated, height 7.5 mm, width 35 mm, length: 2 m
1201756	NS 35/15 AL UNPERF 2000MM	DIN rail, deep-drawn, high profile, unperforated, 1.5 mm thick, material: Aluminum, height 15 mm, width 35 mm, length 2 m
1201895	NS 35/15 CU UNPERF 2000MM	DIN rail, material: Copper, unperforated, 1.5 mm thick, height 15 mm, width 35 mm, length: 2 m
1201730	NS 35/15 PERF 2000MM	DIN rail, material: Steel, perforated, height 15 mm, width 35 mm, length: 2 m
1201714	NS 35/15 UNPERF 2000MM	DIN rail, material: Steel, unperforated, height 15 mm, width 35 mm, length: 2 m
1201798	NS 35/15-2,3 UNPERF 2000MM	DIN rail, material: Steel, unperforated, 2.3 mm thick, height 15 mm, width 35 mm, length: 2 m

Bridges

3030284	FBS 2-8	Plug-in bridge, Number of positions: 2, Color: red
3030297	FBS 3-8	Plug-in bridge, Number of positions: 3, Color: red
3030307	FBS 4-8	Plug-in bridge, Number of positions: 4, Color: red
3030310	FBS 5-8	Plug-in bridge, Number of positions: 5, Color: red
3030323	FBS 10-8	Plug-in bridge, Number of positions: 10, Color: red

General

3047138	AGK 4-UT 35	Pick-off terminal block, Width: 8.2 mm, Height: 34.7 mm, Color: gray
---------	-------------	--

Marking

0811228	X-PEN 0,35	Marker pen without ink cartridge, for manual labeling of markers, labeling extremely wipe-proof, line thickness 0.35 mm
0811972	ZB 15:UNBEDRUCKT	Zack marker strip, unprinted: 5-section, for individual labeling with M-PEN, ZB-T or CMS system, sufficient for 100 terminal blocks, for a terminal width of 15 mm, color: White

Plug/Adapter

0201689	MPS-IH BU	Insulating sleeve, Color: blue
0201676	MPS-IH RD	Insulating sleeve, Color: red
0201692	MPS-IH YE	Insulating sleeve, Color: yellow
0201744	MPS-MT	Test plugs
3030925	PAI-4	Test adapter, Color: gray
3031005	PS-8	Test adapter, Color: red
3030860	RB ST 6-(2,5/4)	Reducing bridge, Number of positions: 2, Color: red

Tools

1206612	SZF 3-1,0X5,5	Actuation tool, for ST terminal blocks, also suitable for use as a bladed screwdriver, size: 1.0 x 5.5 x 150 mm, 2-component grip, with non-slip grip
---------	---------------	---

Diagrams/Drawings

Circuit diagram



Address

PHOENIX CONTACT Deutschland GmbH
Flachsmarktstr. 8
32825 Blomberg, Germany
Phone +49 5235 3 12000
Fax +49 5235 3 41200
<http://www.phoenixcontact.de>



© 2011 Phoenix Contact
Technical modifications reserved;