


# USLKG 5-1


Order No.: 0441517




<http://eshop.phoenixcontact.de/phoenix/treeViewClick.do?UID=0441517>

Ground modular terminal block, Type of connection: Screw connection, Screw connection, Cross section: 0.2 mm<sup>2</sup> - 6 mm<sup>2</sup>, AWG 24 - 10, Width: 6.2 mm, Color: green-yellow, Mounting type: NS 35/15-2,3



Commercial data	
GTIN (EAN)	
sales group	A020
Pack	50 pcs.
Customs tariff	85369010
Catalog page information	Page 347 (CL-2009)

Product notes
WEEE/RoHS-compliant since: 02/01/2005 

<http://www.download.phoenixcontact.com>  
 Please note that the data given here has been taken from the online catalog. For comprehensive information and data, please refer to the user documentation. The General Terms and Conditions of Use apply to Internet downloads.

Technical data	
<b>General</b>	
Note	When aligning with a feed-through terminal block with the same shape, an end cover must be interposed with insulation voltages of > 690 V
Number of levels	1

Number of connections	2
Color	green-yellow
Insulating material	PA
Inflammability class acc. to UL 94	V0

**Dimensions**

Width	6.2 mm
Length	42.5 mm
Height NS 35/7.5	47 mm
Height NS 35/15	54.5 mm
Height NS 32	52 mm

**Technical data**

Rated surge voltage	8 kV
Pollution degree	3
Surge voltage category	III
Insulating material group	I
Connection in acc. with standard	IEC 60947-7-2
Open side panel	nein

**Connection data**

Conductor cross section solid min.	0.2 mm <sup>2</sup>
Conductor cross section solid max.	6 mm <sup>2</sup>
Conductor cross section stranded min.	0.2 mm <sup>2</sup>
Conductor cross section stranded max.	4 mm <sup>2</sup>
Conductor cross section AWG/kcmil min.	24
Conductor cross section AWG/kcmil max	10
Conductor cross section stranded, with ferrule without plastic sleeve min.	0.25 mm <sup>2</sup>
Conductor cross section stranded, with ferrule without plastic sleeve max.	4 mm <sup>2</sup>
Conductor cross section stranded, with ferrule with plastic sleeve min.	0.25 mm <sup>2</sup>
Conductor cross section stranded, with ferrule with plastic sleeve max.	2.5 mm <sup>2</sup>
2 conductors with same cross section, solid min.	0.2 mm <sup>2</sup>
2 conductors with same cross section, solid max.	1.5 mm <sup>2</sup>
2 conductors with same cross section, stranded min.	0.2 mm <sup>2</sup>

2 conductors with same cross section, stranded max.	1.5 mm <sup>2</sup>
2 conductors with same cross section, stranded, TWIN ferrules with plastic sleeve, min.	0.5 mm <sup>2</sup>
2 conductors with same cross section, stranded, TWIN ferrules with plastic sleeve, max.	2.5 mm <sup>2</sup>
2 conductors with same cross section, stranded, ferrules without plastic sleeve, min.	0.25 mm <sup>2</sup>
2 conductors with same cross section, stranded, ferrules without plastic sleeve, max.	1.5 mm <sup>2</sup>
Type of connection	Screw connection
Stripping length	8 mm
Screw thread	M3
Tightening torque, min	0.6 Nm
Tightening torque max	0.8 Nm

#### Certificates / Approvals



Certification

CSA, CUL, GOST, UL

Certification Ex:

IECEX, KEMA-EX

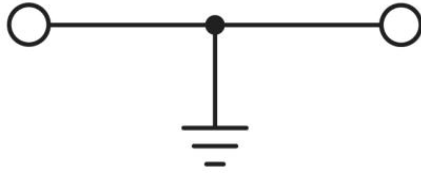
#### Accessories

Item	Designation	Description
<b>Assembly</b>		
1201798	NS 35/15-2,3 UNPERF 2000MM	DIN rail, material: Steel, unperforated, 2.3 mm thick, height 15 mm, width 35 mm, length: 2 m
<b>Marking</b>		
1007222	SBS 6:UNBEDRUCKT	Marker cards for modular terminal blocks, color: white
1050499	ZB 6:SO/CMS	Zack strip, 10-section, divisible, special printing, marking according to customer requirements

## Diagrams/Drawings

Circuit diagram

---



**Address**

PHOENIX CONTACT Deutschland GmbH  
Flachsmarktstr. 8  
32825 Blomberg, Germany  
Phone +49 5235 3 12000  
Fax +49 5235 3 41200  
<http://www.phoenixcontact.de>



© 2011 Phoenix Contact  
Technical modifications reserved;