



ZFKK 2,5-MT

Order No.: 3025011

<http://eshop.phoenixcontact.de/phoenix/treeViewClick.do?UID=3025011>

Disconnect and test disconnect terminal block, Connection type: Spring-cage connection, Cross section: 0.2 mm² - 4 mm², AWG: 24 - 12, Nominal current: 24 A, Nominal voltage: 400 V, Length: 104 mm, Width: 5.2 mm, Color: gray, Assembly: NS 35/7.5

Commercial data

GTIN (EAN)	
sales group	A640
Pack	50 pcs.
Customs tariff	85369010
Catalog page information	Page 118 (CL-2009)

Product notesWEEE/RoHS-compliant since:
01/01/2006

<http://www.download.phoenixcontact.com>
Please note that the data given here has been taken from the online catalog. For comprehensive information and data, please refer to the user documentation. The General Terms and Conditions of Use apply to Internet downloads.

Technical data**General**

Number of levels	2
Number of connections	4
Color	gray

Insulating material	PA
Inflammability class acc. to UL 94	V0

Dimensions

Width	5.2 mm
Length	104 mm
Height NS 35/7.5	49 mm
Height NS 35/15	56.5 mm

Technical data

Maximum load current	16 A (with 4 mm ² conductor cross section)
Rated surge voltage	6 kV
Pollution degree	3
Surge voltage category	III
Insulating material group	I
Connection in acc. with standard	IEC 60947-7-1
Nominal current I _N	24 A
Nominal voltage U _N	400 V

Connection data

Conductor cross section solid min.	0.2 mm ²
Conductor cross section solid max.	4 mm ²
Conductor cross section stranded min.	0.2 mm ²
Conductor cross section stranded max.	2.5 mm ²
Conductor cross section AWG/kcmil min.	24
Conductor cross section AWG/kcmil max	12
Conductor cross section stranded, with ferrule without plastic sleeve min.	0.14 mm ²
Conductor cross section stranded, with ferrule without plastic sleeve max.	2.5 mm ²
Conductor cross section stranded, with ferrule with plastic sleeve min.	0.14 mm ²
Conductor cross section stranded, with ferrule with plastic sleeve max.	2.5 mm ²
2 conductors with same cross section, stranded, TWIN ferrules with plastic sleeve, max.	0.5 mm ²
Type of connection	Spring-cage connection
Stripping length	10 mm

Certificates / Approvals

Certification

CCA, CUL, KEMA, PRS, UL

Accessories

Item	Designation	Description
Assembly		
3005772	ATP-ZFKKB 4	Partition plate, Length: 124 mm, Width: 2 mm, Height: 60 mm, Color: gray
3022218	CLIPFIX 35	Snap-on end bracket, for 35 mm NS 35/7.5 or NS 35/15 DIN rail, can be fitted with Zack strip ZB 8 and ZB 8/27, terminal strip marker KLM 2 and KLM, width: 9.5 mm, color: gray
3024151	D-ZFKK 2,5-MT	End cover, Length: 104 mm, Width: 2 mm, Color: gray
1201413	E/UK 1	End clamps, for supporting the ends of double-level and three-level terminal blocks, width: 10 mm, color: gray
0801762	NS 35/ 7,5 CU UNPERF 2000MM	DIN rail, material: Copper, unperforated, height 7.5 mm, width 35 mm, length: 2 m
0801733	NS 35/ 7,5 PERF 2000MM	DIN rail, material: Steel, galvanized and passivated with a thick layer, perforated, height 7.5 mm, width 35 mm, length: 2 m
0801681	NS 35/ 7,5 UNPERF 2000MM	DIN rail, material: Steel, unperforated, height 7.5 mm, width 35 mm, length: 2 m
1201756	NS 35/15 AL UNPERF 2000MM	DIN rail, deep-drawn, high profile, unperforated, 1.5 mm thick, material: Aluminum, height 15 mm, width 35 mm, length 2 m
1201895	NS 35/15 CU UNPERF 2000MM	DIN rail, material: Copper, unperforated, 1.5 mm thick, height 15 mm, width 35 mm, length: 2 m
1201730	NS 35/15 PERF 2000MM	DIN rail, material: Steel, perforated, height 15 mm, width 35 mm, length: 2 m
1201714	NS 35/15 UNPERF 2000MM	DIN rail, material: Steel, unperforated, height 15 mm, width 35 mm, length: 2 m
1201798	NS 35/15-2,3 UNPERF 2000MM	DIN rail, material: Steel, unperforated, 2.3 mm thick, height 15 mm, width 35 mm, length: 2 m
2770066	TS-U3K 2,5	Separating plate, color: gray
Bridges		
3000227	FBRI 2-5 N	Fixed bridge, Number of positions: 2, Color: silver
3000201	FBRI 3-5 N	Fixed bridge, Number of positions: 3, Color: silver

2770642	FBRI 10-5 N	Fixed bridge, Number of positions: 10, Color: silver
3000434	FBRI 12-5 N	Fixed bridge, Number of positions: 12, Color: aluminum
3000476	FBRI 16-5 N	Fixed bridge, Number of positions: 16, Color: aluminum
3000515	FBRI 20-5 N	Fixed bridge, Number of positions: 20, Color: aluminum
3006823	FBRI 40-5 N	Fixed bridge, Number of positions: 40, Color: aluminum

Marking

1400133	BNB-ZB 5,2:SO/CMS	BNB Zack strip, special printing, 10-section, divisible, marking according to customer requirements
3024643	FBSTB 2-5	Plug-in bridge, Number of positions: 2, Color: red
3024656	FBSTB 3-5	Cross connector/bridge, Number of positions: 3, Color: red
3024724	FBSTB 10-5	Plug-in bridge, Number of positions: 10, Color: red
0805551	WAZ 5	Warning cover, for ZFK spring-cage terminal block operating shafts, can be snapped into the test connections, for terminal width: 5,2 mm, color: Yellow
1050295	ZB 5:SO/CMS	Zack strip, 10-section, divisible, special printing, marking according to customer requirements
0803647	ZBFM 5:SO/CMS	Special printing, Zack marker sheet, flat, 120-section, divisible, marking according to customer requirements

Plug/Adapter

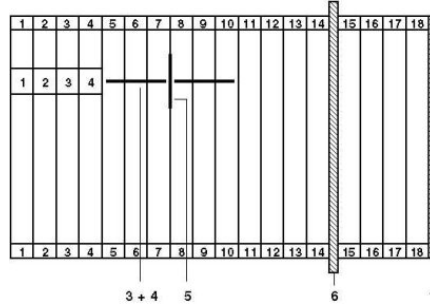
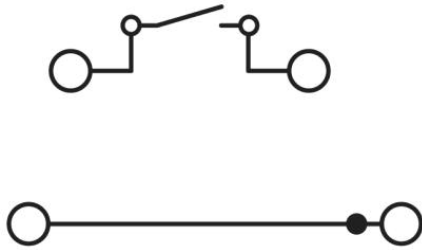
3002843	ISH 2,5/0,2	Insulation stop sleeve, Color: white
3002856	ISH 2,5/0,5	Insulation stop sleeve, Color: gray
3002869	ISH 2,5/1,0	Insulation stop sleeve, Color: black

Tools

1204517	SZF 1-0,6X3,5	Actuation tool, for ST terminal blocks, also suitable for use as a bladed screwdriver, size: 0.6 x 3.5 x 100 mm, 2-component grip, with non-slip grip
---------	---------------	---

Diagrams/Drawings

Circuit diagram



- 1 = cover
- 3 = fixed bridge
- 4 = plug-in bridge
- 5 = separating plate
- 6 = partition plate

Address

PHOENIX CONTACT Deutschland GmbH
Flachsmarktstr. 8
32825 Blomberg, Germany
Phone +49 5235 3 12000
Fax +49 5235 3 41200
<http://www.phoenixcontact.de>



© 2011 Phoenix Contact
Technical modifications reserved;