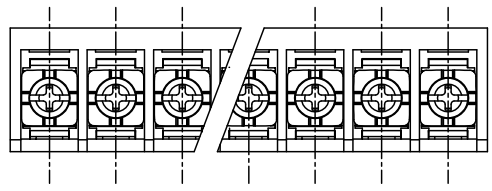


SIGN	DATE	DESCRIPTION	APPROVER

THIS IS CAD DRAWING, DO NOT REVISE MANUALLY!!!

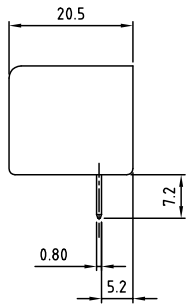
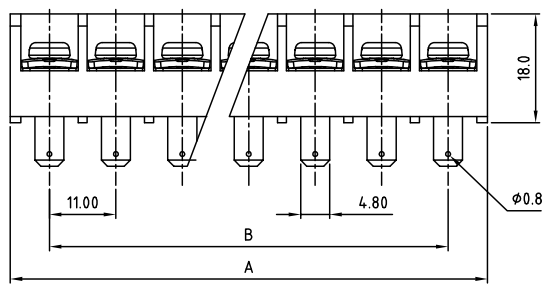


SPECIFICATIONS

VOLTAGE & CURRENT: 300 V, 30 A
 WITHSTANDING VOLTAGE: AC 2000 V/Min
 INSULATION RESISTANCE: 1000 MΩ OR MORE AT DC 500 V
 TEMPERATURE RANGE: -40 °C ~ +105 °C
 SCREW TORQUE VALUE: 9.5 Lb-in.
 WIRE RANGE: 22 - 10 (str/sol) AWG
 1) MOLDED PARTS: THERMOPLASTIC, UL 94 V-0 BLACK
 2) TERMINAL: BRASS, 0.8t, Tin PLATED
 3) TERMINAL SCREWS: STEEL, Ni PLATED, M4

● Safety Approval: us

RoHS Compliant



OSTYK552XX030

NO. OF POLES

02: 2 POLES
 03: 3 POLES
 04: 4 POLES
 ⋮
 20: 20 POLES

POLE	2	3	4	5	6	7	8	9	10	11	12	13	14	15	16
A	24.00	35.00	46.00	57.00	68.00	79.00	90.00	101.0	112.0	123.0	134.0	145.0	156.0	167.0	178.0
B	11.00	22.00	33.00	44.00	55.00	66.00	77.00	88.00	99.00	110.0	121.0	132.0	143.0	154.0	165.0
TOL	±0.30			±0.40			±0.50								

POLE	17	18	19	20
A	189.0	200.0	211.0	222.0
B	176.0	187.0	198.0	209.0
TOL	±0.60			

THESE DRAWINGS AND SPECIFICATIONS ARE THE PROPERTY OF ON-SHORE TECHNOLOGY, INC. AND SHALL NOT BE REPRODUCED, COPIED OR USED IN ANY MANNER WITHOUT THE PRIOR WRITTEN CONSENT OF ON-SHORE TECHNOLOGY, INC.

ON-SHORE TECHNOLOGY, INC.

TITLE		OSTYK-552 Series			
PART NO.		OSTYK552XX030		DWG NO. OSTYK552XX030.DWG	
APPROVED	CHECKED	DESIGNED	DRAWN	CUST NO.	
Shi Jun 2007.07.18	Seamus 2007.07.18	LUCY 2007.7.18	LUCY 2007.7.18		
SHEET: 01/01				UNIT: mm	Tolerance
SCALE: NONE				REV: B	X. ±0.50
					X.X ±0.30
					X.XX ±0.10
					X* ±1*