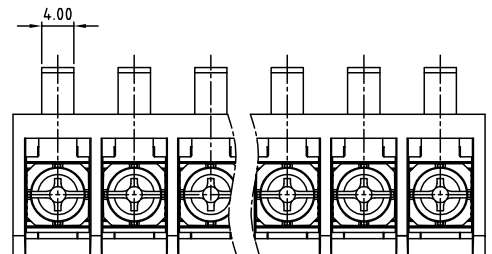


1	2	3	4	5	6	7
SIGN	DATE	DESCRIPTION				APPROVER
THIS IS CAD DRAWING, DO NOT REVISE MANUALLY!!!						



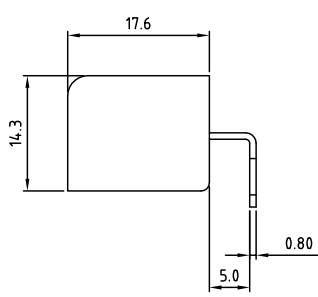
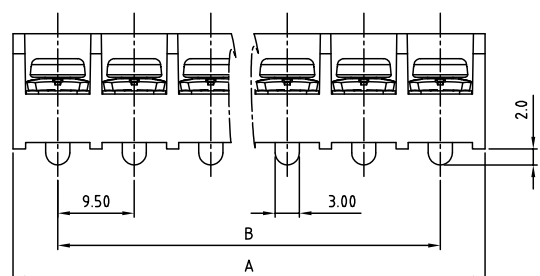
**SPECIFICATIONS**

VOLTAGE & CURRENT: 300 V, 30 A  
 WITHSTANDING VOLTAGE: AC 2000 V/Min  
 INSULATION RESISTANCE: 1000 MΩ OR MORE AT DC 500 V  
 TEMPERATURE RANGE: -40 °C ~ +105 °C  
 SCREW TORQUE VALUE: 10.54 Lb-in.  
 WIRE RANGE: 22 - 10 (str/sol) AWG

1) MOLDED PARTS: THERMOPLASTIC, UL 94 V-0 BLACK  
 2) TERMINAL: BRASS, 0.8t, Tin PLATED  
 3) TERMINAL SCREWS: STEEL, Ni PLATED, M3.5

● Safety Approval: US

RoHS Compliant



PART NUMBER: OSTYK447XX030

NO. OF POLES  
 02: 2 POLES  
 03: 3 POLES  
 04: 4 POLES  
 :  
 30: 30 POLES

THESE DRAWINGS AND SPECIFICATIONS ARE THE PROPERTY OF ON-SHORE TECHNOLOGY, INC. AND SHALL NOT BE REPRODUCED, COPIED OR USED IN ANY MANNER WITHOUT THE PRIOR WRITTEN CONSENT OF ON-SHORE TECHNOLOGY, INC.

POLE	2	3	4	5	6	7	8	9	10	11	12	13	14	15	16
A	20.50	30.00	39.50	49.00	58.50	68.00	77.50	87.00	96.50	106.00	115.50	125.00	134.50	144.00	153.50
B	9.50	19.00	28.50	38.00	47.50	57.00	66.50	76.00	85.50	95.00	104.50	114.00	123.50	133.00	142.50
TOL	±0.30			±0.40			±0.50								
POLE	17	18	19	20	21	22	23	24	25	26	27	28	29	30	
A	163.00	172.50	182.00	191.50	201.00	210.50	220.00	229.50	239.00	248.50	258.00	267.50	277.00	286.50	
B	152.00	161.50	171.00	180.50	190.00	199.50	209.00	218.50	228.00	237.50	247.00	256.50	266.00	275.50	
TOL	±0.60														
	±0.80														

TITLE		OSTYK-447 Series				
PART NO.		OSTYK447XX030		DWG NO.		OSTYK447XX030.DWG
APPROVED	CHECKED	DESIGNED	DRAWN	CUST NO.	Tolerance	
Shi Jun 2007.07.18	Seamus 2007.07.18	LUCY 2007.7.18	LUCY 2007.7.18		UNIT: mm	X. ±0.50
					SCALE: NONE	X.XX ±0.30
				SHEET: 01/01	REV: B	X* ±0.10
						X* ±1*