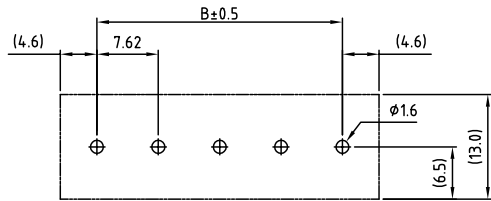
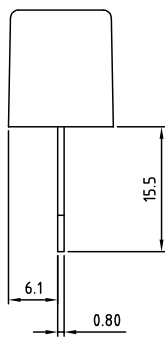
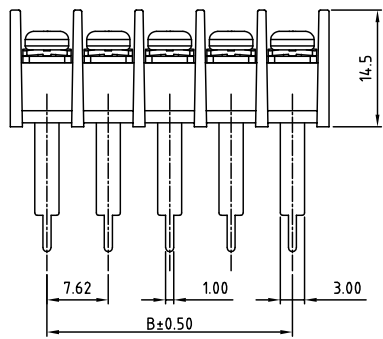
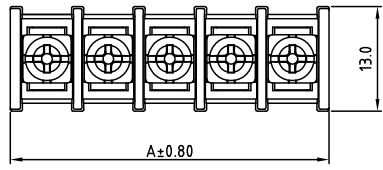


SIGN	DATE	DESCRIPTION	APPROVER

THIS IS CAD DRAWING, DO NOT REVISE MANUALLY!!!



P.C.B LAYOUT

SPECIFICATIONS:
 RATED VOLTAGE & CURRENT: 250 V, 15 A
 WITHSTANDING VOLTAGE: AC 2000 V/Min
 INSULATION RESISTANCE: 1000 MΩ OR MORE AT DC 500 V
 OPERATING TEMPERATURE RANGE: -40 °C - +105 °C
 SCREW TORQUE VALUE: 5.3 Lb-In.
 WIRE RANGE: 22 - 16 AWG
 1) MOLDED PARTS: POLYIMIDE 66, UL 94 V-0 BLACK
 2) TERMINAL: BRASS, 0.8t, Tin PLATED
 3) TERMINAL SCREWS: STEEL, Ni PLATED, M3
 APPROVAL: (S) PENDING
 RoHS Compliant

PART NUMBER:
OSTYK316XX030

NO. OF POLES
 02: 2 POLES
 03: 3 POLES
 04: 4 POLES
 ...
 30: 30 POLES

THESE DRAWINGS AND SPECIFICATIONS ARE THE PROPERTY OF ON-SHORE TECHNOLOGY, INC. AND SHALL NOT BE REPRODUCED, COPIED OR USED IN ANY MANNER WITHOUT THE PRIOR WRITTEN CONSENT OF ON-SHORE TECHNOLOGY, INC.

POLE	1	2	3	4	5	6	7	8	9	10	11	12	13	14	15
A		16.74	24.36	31.98	39.60	47.22	54.84	62.46	70.08	77.70	85.32	92.94	100.56	108.18	115.80
B		7.62	15.24	22.86	30.48	38.10	45.72	53.34	60.96	68.58	76.20	83.82	91.44	99.06	106.68
POLE	16	17	18	19	20	21	22	23	24	25	26	27	28	29	30
A	123.42	131.04	138.66	146.28	153.90	161.52	169.14	176.76	184.38	192.00	199.62	207.24	214.86	222.48	230.10
B	114.30	121.92	129.54	137.16	144.78	152.40	160.02	167.64	175.26	182.88	190.50	198.12	205.74	213.36	220.98

TITLE		OSTYK-316 W/O Flange Series			
PART NO.		OSTYK316XX030		DWG NO. OSTYK316XX030.DWG	
APPROVED	CHECKED	DESIGNED	DRAWN	CUST. NO.	
		Tony 2006.03.15	Tony 2006.03.15		
				UNIT: mm	Tolerance
				SCALE: NONE	X. ±0.50
				SHEET: 01/01	X.X ±0.30
				REV: B	X.XX ±0.10
					X* ±1*