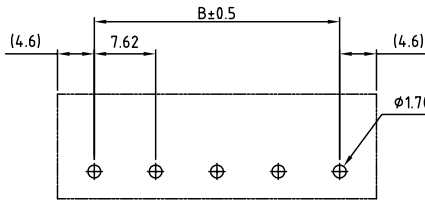
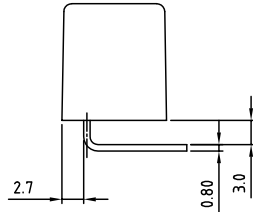
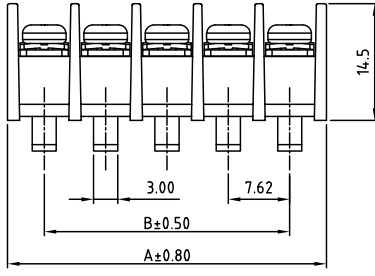
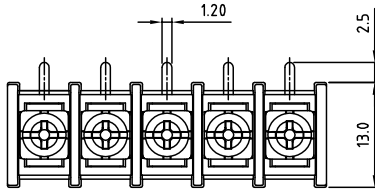


SIGN	DATE	DESCRIPTION	APPROVER

THIS IS CAD DRAWING, DO NOT REVISE MANUALLY!!!



P.C.B LAYOUT

**SPECIFICATIONS**  
 VOLTAGE & CURRENT: 250 V, 15 A  
 WITHSTANDING VOLTAGE: AC 2000 V/Min  
 INSULATION RESISTANCE: 1000 MΩ OR MORE AT DC 500 V  
 TEMPERATURE RANGE: -40 °C ~+105 °C  
 SCREW TORQUE VALUE: 5.3 Lb-In.  
 WIRE RANGE: 22 - 16 AWG  
 1) MOLDED PARTS: THERMOPLASTIC, UL 94 V-0 BLACK  
 2) TERMINAL: BRASS, 0.8t, Tin PLATED  
 3) TERMINAL SCREWS: STEEL, Ni PLATED, M3  
 APPROVAL:   
 RoHS Compliant

PART NUMBER: OSTYK311XX030

NO. OF POLES  
 02: 2 POLES  
 03: 3 POLES  
 04: 4 POLES  
 :  
 30: 30 POLES

THESE DRAWINGS AND SPECIFICATIONS ARE THE PROPERTY OF ON-SHORE TECHNOLOGY, INC. AND SHALL NOT BE REPRODUCED, COPIED OR USED IN ANY MANNER WITHOUT THE PRIOR WRITTEN CONSENT OF ON-SHORE TECHNOLOGY, INC.

POLE	1	2	3	4	5	6	7	8	9	10	11	12	13	14	15
A	16.74	24.36	31.98	39.60	47.22	54.84	62.46	70.08	77.70	85.32	92.94	100.56	108.18	115.80	
B	7.62	15.24	22.86	30.48	38.10	45.72	53.34	60.96	68.58	76.20	83.82	91.44	99.06	106.68	
POLE	16	17	18	19	20	21	22	23	24	25	26	27	28	29	30
A	123.42	131.04	138.66	146.28	153.90	161.52	169.14	176.76	184.38	192.00	199.62	207.24	214.86	222.48	230.10
B	114.30	121.92	129.54	137.16	144.78	152.40	160.02	167.64	175.26	182.88	190.50	198.12	205.74	213.36	220.98

TITLE		OSTYK-311 W/O Flange Series			
PART NO.		OSTYK311XX030		DWG NO. OSTYK311XX030.DWG	
APPROVED	CHECKED	DESIGNED	DRAWN	CUST NO.	Tolerance
Shi Jun 2007.07.18	Seamus 2007.07.18	LUCY 2007.7.18	LUCY 2007.7.18		X. ±0.50 X.X ±0.30 X.XX ±0.10 X* ±1*
				SHEET: 01/01	REV.: C