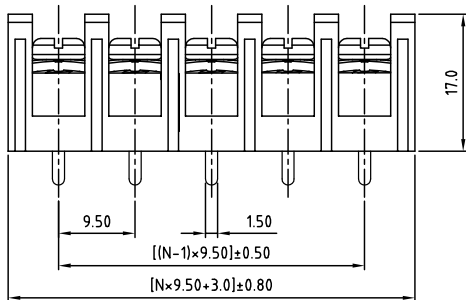
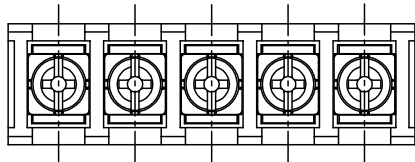
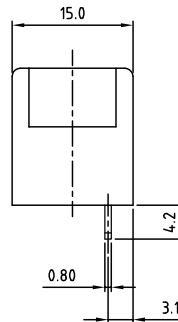


SIGN	DATE	DESCRIPTION	APPROVER

THIS IS CAD DRAWING, DO NOT REVISE MANUALLY!!!



N=Number of poles



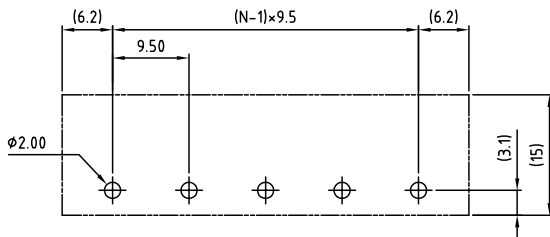
SPECIFICATIONS

VOLTAGE & CURRENT: 300 V, 20 A
 WITHSTANDING VOLTAGE: AC 2000 V/Min
 INSULATION RESISTANCE: 1000 MΩ OR MORE AT DC 500 V
 TEMPERATURE RANGE: -40 °C ~ +105 °C
 SCREW TORQUE VALUE: 12 Lb-In.
 WIRE RANGE: 22 - 12AWG
 1) MOLDED PARTS: THERMOPLASTIC, UL 94 V-0 BLACK
 2) TERMINAL: BRASS, 0.8t, Tin PLATED
 3) TERMINAL SCREWS: STEEL, Ni PLATED, M3.5
 APPROVAL: RoHS Compliant

PART NUMBER:

OSTYK504XX030

NO. OF POLES
 02: 2 POLES
 03: 3 POLES
 04: 4 POLES
 ⋮
 30: 30 POLES



PCB LAYOUT

THESE DRAWINGS AND SPECIFICATIONS ARE THE PROPERTY OF ON-SHORE TECHNOLOGY, INC. AND SHALL NOT BE REPRODUCED, COPIED OR USED IN ANY MANNER WITHOUT THE PRIOR WRITTEN CONSENT OF ON-SHORE TECHNOLOGY, INC.



TITLE		OSTYK-504 Without Flange&Cover Series				
PART NO.		OSTYK504XX030			DWG NO.	OSTYK504XX030.DWG
APPROVED	CHECKED	DESIGNED	DRAWN	CUST NO.	Tolerance	
Shi Jun 2007.07.18	Seamus 2007.07.18	LUCY 2007.7.18	LUCY 2007.7.18		UNIT: mm	X. ±0.50
SHEET: 01/01					SCALE: NONE	X.XX ±0.30
					REV: B	X* ±0.10
					X* ±1*	