



UM 45- 2FLK14/S7


Order No.: 2965143



<http://eshop.phoenixcontact.de/phoenix/treeViewClick.do?UID=2965143>

VARIOFACE interface module for Siemens SIMATIC® S7-300, for max. 16 channels with SIMATIC®-specific labeling (1 - 20), with screw connection, module width: 98 mm



Commercial data	
GTIN (EAN)	 4 017918 130930
sales group	I631
Pack	1 pcs.
Customs tariff	85369010
Catalog page information	Page 201 (IF-2007)

Product notes

WEEE/RoHS-compliant since:
09/07/2006



<http://www.download.phoenixcontact.com>
Please note that the data given here has been taken from the online catalog. For comprehensive information and data, please refer to the user documentation. The General Terms and Conditions of Use apply to Internet downloads.

Technical data	
General data	
Nominal voltage U_N	< 50 V AC 60 V DC
Max. current carrying capacity per branch	1 A
Width	98 mm

Height	45 mm
Depth	50 mm
Ambient temperature (operation)	-20 °C ... 50 °C
Ambient temperature (storage/transport)	-20 °C ... 70 °C
Test voltage	500 V (50 Hz, 1 min.)
Mounting position	Any
Standards/regulations	IEC 60664 DIN VDE 110
Pollution degree	2
Surge voltage category	II

Connection data

Connection 1	Field level
Type of connection	Screw connection
Conductor cross section solid min.	0.14 mm ²
Conductor cross section solid max.	1.5 mm ²
Conductor cross section stranded min.	0.14 mm ²
Conductor cross section stranded max.	1.5 mm ²
Conductor cross section AWG/kcmil min.	26
Conductor cross section AWG/kcmil max	14
Stripping length	6 mm
Screw thread	M3
Connection 2	Control system level
Number of connections	2
Type of connection	Flat-ribbon cable plug connector in acc. with IEC 60603-13
Number of positions	14

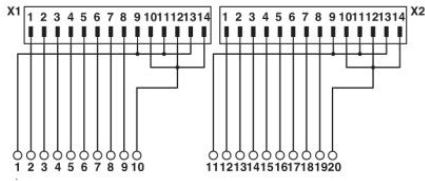
Certificates / Approvals



Certification GOST

Diagrams/Drawings

Circuit diagram



UM 45-2FLK14/S7 connection scheme

Address

PHOENIX CONTACT Deutschland GmbH
Flachsmarktstr. 8
32825 Blomberg, Germany
Phone +49 5235 3 12000
Fax +49 5235 3 41200
<http://www.phoenixcontact.de>



© 2011 Phoenix Contact
Technical modifications reserved;