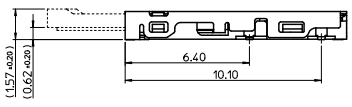
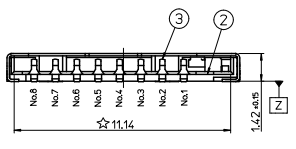
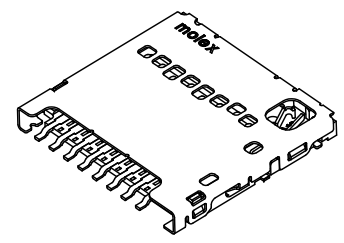
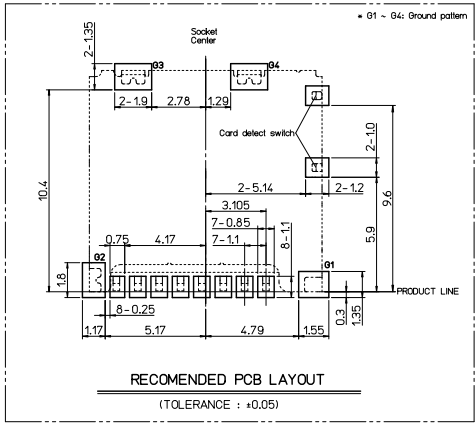
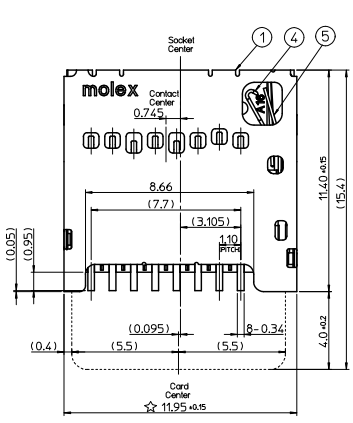


10 9 8 7 6 5 4 3 2 1



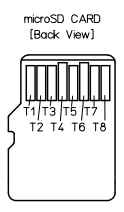
NOTES

1. MATERIALS: SEE TABLE
2. FINISHES: SEE TABLE
3. PRODUCT SPECIFICATIONS: PS-104031-001
4. PACKING SPECIFICATIONS: PK-104031-001
5. COPLANARITY OF SOLDER TAILS: 0.1mm MAX.
MISALIGNMENT OF SOLDER TAIL FROM "Z"
UPPER DIRECTION 0.05mm MAX., LOWER DIRECTION 0.1mm MAX.

Card insertion condition	Card detect switch	Switch terminal	Circuit	Detect terminal
Without Card	Open			
Card insertion	Close			

[microSD CARD PIN-MAP]

PIN NUMBER	DESCRIPTION
T1	DAT2
T2	CD/DAT3 ²
T3	CMD
T4	Vcc
T5	CLK
T6	Vss
T7	DAT0
T8	DAT1



5	SWITCH TERMINAL	PHOSPHOR BRONZE	CONTACT: GOLD 0.1-0.34μm SOLDER TAIL: GOLD 0.03μmMIN.	UNDER PLATED NICKEL 1-3μm
4	DETECT TERMINAL	PHOSPHOR BRONZE	CONTACT: GOLD 0.2-0.54μm SOLDER TAIL: GOLD 0.03μmMIN.	
3	CONTACT TERMINALS	PHOSPHOR BRONZE	CONTACT: GOLD 0.2-0.54μm SOLDER TAIL: GOLD 0.03μmMIN.	
2	HOUSING	LIQUID CRYSTAL POLYMER	BLACK COLOR, UL94V-0	
1	METAL SHELL	STAINLESS STEEL	NICKEL OVERALL : 1-3μm	

1040310811	104031-0811	NO.	PARTS NAME	MATERIALS	FINISHES
MATERIAL NO.	ORDER NO.				

REVISED EC NO: KOR2011-0004 DRAWN: IYANG 2010/09/17 CHECK: YSOO, KIM 2010/09/17 APPR: JUNG, KIM 2010/09/17	QUALITY SYMBOLS 	GENERAL TOLERANCES (UNLESS SPECIFIED)		DIMENSION STYLE		SCALE	DESIGN UNITS	THIRD ANGLE PROJECTION
		mm	INCH	MM ONLY				
		4 PLACES ± 0.1	± 0.004	DRAWN BY	DATE	5/1		
		3 PLACES ± 0.1	± 0.004	IC. YANG	2008.10.01			
		2 PLACES ± 0.1	± 0.004	CHECKED BY	DATE			
		1 PLACE ± 0.2	± 0.008	SH. CHU	2008.10.02			
		ANGULAR ± 1°		APPROVED BY	DATE			
				SJ. SEH	2008.10.02			

DRAFT WHERE APPLICABLE MUST REMAIN WITHIN DIMENSIONS		SEE TABLE	MICROSD CARD SOCKET PUSH-PULL 1.42H NORMAL TYPE	
		MATERIAL NO.	MOLEX INCORPORATED	
		DOCUMENT NO.	SD-104031-001	
		SIZE	SHEET NO.	
		A3	1 OF 2	

THIS DRAWING CONTAINS INFORMATION THAT IS PROPRIETARY TO MOLEX INCORPORATED AND SHOULD NOT BE USED WITHOUT WRITTEN PERMISSION

10 9 8 7 6 5 4 3 2 1

F

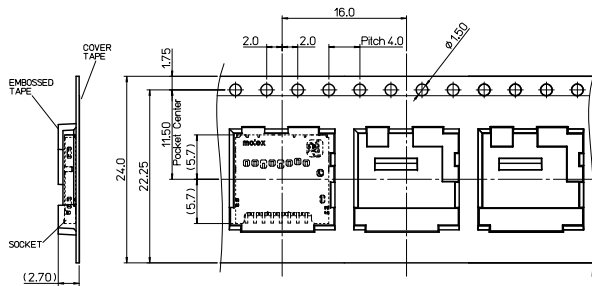
E

D

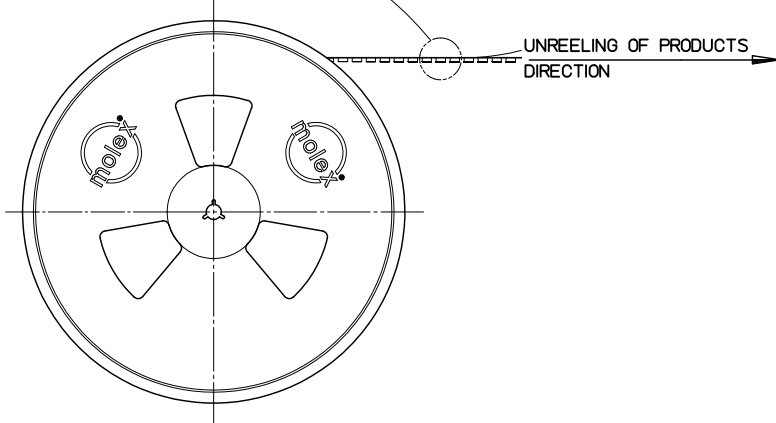
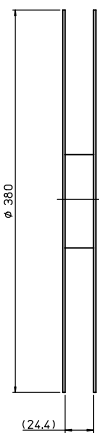
C

B

A

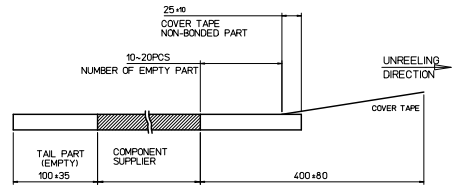


TOP VIEW OF EMBOSSED TAPE

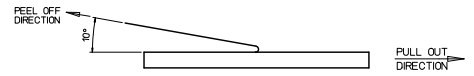


NOTES

- 1. QUANTITY OF PRODUCTS : 2,000 PCS / 1 REEL
- 2. LEAD LENGTH



- 3. PEELING OFF FORCE OF COVER TAPE : 0.1N~0.59N(10.2~60gf)
(PEELING DIRECTION AS BELOW)
- PEELING OFF SPEED : 300mm/Min.(Ref.)



REVISED EC NO: KOR2011-0004 DRWN: IYANG 2010/09/17 CHKP: YSOO, KIM 2010/09/17 APPR: YUNSIKKIM 2010/09/17	QUALITY SYMBOLS ▽=0 ▽=0	GENERAL TOLERANCES (UNLESS SPECIFIED)		DIMENSION STYLE MM ONLY		SCALE 2/1	DESIGN UNITS METRIC	THIRD ANGLE PROJECTION	
			mm	INCH	DRAWN BY I.C. YANG	DATE 2008.10.01	TITLE MICROSD CARD SOCKET PUSH-PULL 1.42H NORMAL TYPE		
		4 PLACES	± ---	± ---	CHECKED BY SH. CHU	DATE 2008.10.02	MOLEX INCORPORATED		
		3 PLACES	± 0.1	± ---	APPROVED BY S.J. SEH	DATE 2008.10.02	MATERIAL NO. SEE SHEET 1		
	2 PLACES	± 0.1	± ---	DRAFT WHERE APPLICABLE MUST REMAIN WITHIN DIMENSIONS		DOCUMENT NO. SD-104031-001		SHEET NO. 2 OF 2	
	1 PLACE	± 0.2	± ---	THIS DRAWING CONTAINS INFORMATION THAT IS PROPRIETARY TO MOLEX INCORPORATED AND SHOULD NOT BE USED WITHOUT WRITTEN PERMISSION					
	ANGULAR		± 1 °						

tb_frame_A3_P_AM_T
Rev. E 2006/04/15

9 8 7 6 5 4 3 2 1

F

E

D

C

B

A