


VS-09-ST-DSUB-HD-EG

Order No.: 1655111


<http://eshop.phoenixcontact.de/phoenix/treeViewClick.do?UID=1655111>

D-SUB contact insert, shell size 1, with 15 signal contacts, contact type pin, with solder cup, straight, fixing with a 3 mm hole, for panel mounting frame VS-09-...

Commercial data	
GTIN (EAN)	 4 046356 029056
sales group	D501
Pack	10 pcs.
Customs tariff	85366990
Catalog page information	Page 319 (PC-2009)

Product notes

WEEE/RoHS-compliant since:
06/09/2006



<http://www.download.phoenixcontact.com>
Please note that the data given here has been taken from the online catalog. For comprehensive information and data, please refer to the user documentation. The General Terms and Conditions of Use apply to Internet downloads.

Technical data	
Mechanical characteristics	
Number of positions	15
Insertion/withdrawal cycles	≥ 200
Type of connection	Solder cup
Conductor cross-section	0.34 mm ²

Connection cross-section AWG	22
Insertion force per signal contact	≤ 3.40 N
Ambient temperature (operation)	-55 °C ... 125 °C

Material data

Inflammability class acc. to UL 94	V0
Housing material	Steel, yellow chromated
Contact carrier material	Polyester GF
Contact material	Copper alloy
Contact surface material	Hard gold-plated over nickel

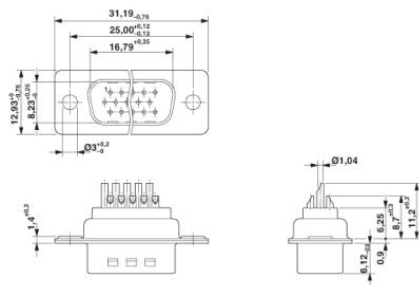
Electrical characteristics

Rated voltage (III/3)	60 V
Rated surge voltage	1 kV
Rated current	3 A

Diagrams/Drawings

Dimensioned drawing

D-SUB contact insert



Address

PHOENIX CONTACT Deutschland GmbH
Flachsmarktstr. 8
32825 Blomberg, Germany
Phone +49 5235 3 12000
Fax +49 5235 3 41200
<http://www.phoenixcontact.de>



© 2011 Phoenix Contact
Technical modifications reserved;