


RoHS  **2205 Series, Lead-Free 2AG, Slo-Blo® Fuse**






Description

The 2AG Slo-Blo® Axial Leaded Fuses provide the same performance characteristics as their 3AG counterpart while occupying one-third the space.

Features

- In accordance with Underwriter's Laboratories Standard UL 248-14
- Fuses are boardwashable in most solvents with thermoplastic sleeve
- Available in axial lead form and with various lead forming dimensions
- RoHS compliant and lead-free

Agency Approvals

Agency	Agency File Number	Ampere Range
	E10480	250mA - 2.5A
	LR 29862	250mA - 2.5A
		250mA - 2.5A



Applications

Used as supplementary protection in appliance or utilization equipment to provide individual protection for components or internal circuits.

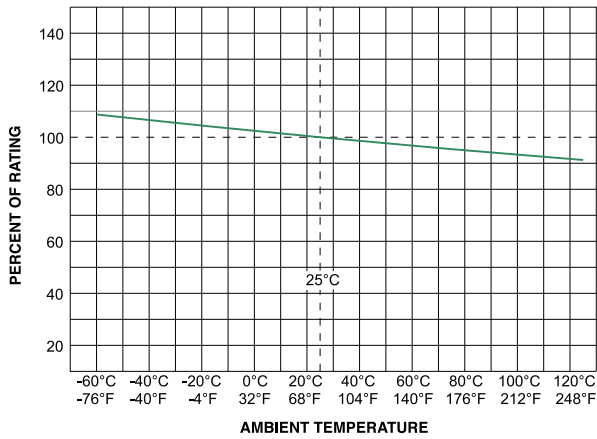
Electrical Characteristics for Series

% of Ampere Rating	Opening Time
100%	4 hours, Minimum
135%	1 hour, Maximum
200%	3 secs Min.; 20 secs Max.

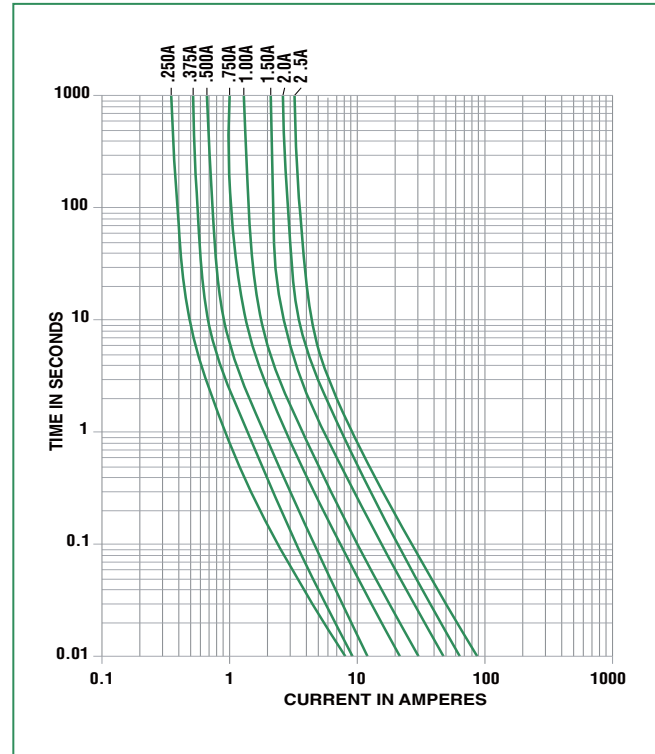
Electrical Characteristic Specifications by Item

Ampere Rating (A)	Amp Code	Max Voltage Rating (V)	Interrupting Rating	Nominal Cold Resistance (Ohms)	Nominal Melting I ² t (A ² sec)	Nom Voltage Drop (mV)	Nom Power Dissipation (W)	Agency Approvals	
									
0.25	.250	250	35A@250Vac 10KA@125Vac 60A@600Vac	2.4300	0.216	N/A	N/A	x	x
0.35	.350	250		1.3100	0.490	N/A	N/A	x	x
0.375	.375	250		1.1685	0.580	N/A	N/A	x	x
0.5	.500	250		0.6935	1.16	N/A	N/A	x	x
0.75	.750	250		0.3430	2.95	N/A	N/A	x	x
1	001	250		0.2120	5.64	N/A	N/A	x	x
1.25	1.25	250		0.1460	9.80	N/A	N/A	x	x
1.5	01.5	250	0.1077	15.0	N/A	N/A	x	x	
2	002	250	35A@250Vac 10KA@125Vac	0.0698	30.0	N/A	N/A	x	x
2.5	02.5	250		0.0502	50.0	N/A	N/A	x	x

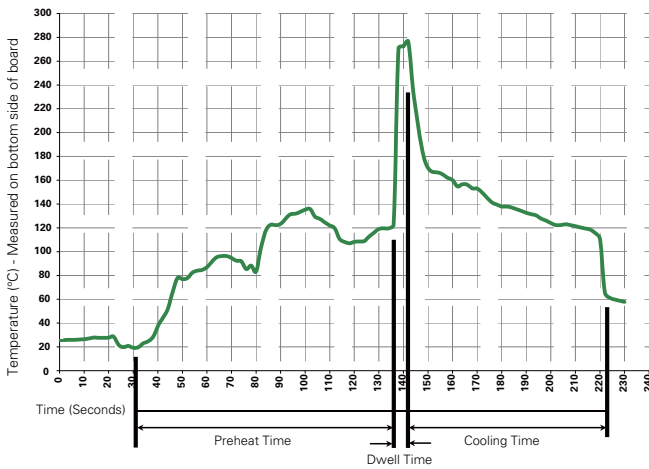
Temperature Derating Curve



Average Time Current Curves



Soldering Parameters - Wave Soldering



Recommended Process Parameters:

Wave Parameter	Lead-Free Recommendation
Preheat: (Depends on Flux Activation Temperature)	(Typical Industry Recommendation)
Temperature Minimum:	100° C
Temperature Maximum:	150° C
Preheat Time:	60-180 seconds
Solder Pot Temperature:	260° C Max
Solder Dwell Time:	2-5 seconds

Recommended Hand-Solder Parameters:

Solder Iron Temperature: 350° C +/- 5° C
 Heating Time: 5 seconds max.

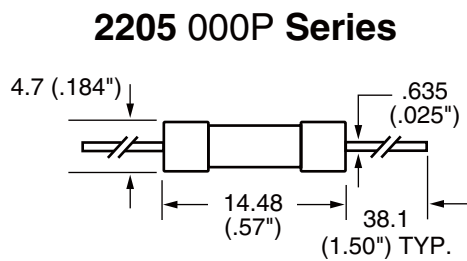
Note: These devices are not recommended for IR or Convection Reflow process.

Product Characteristics

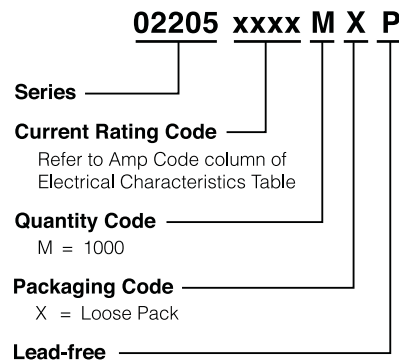
Materials	Body: Glass Cap : Nickel-plated brass Leads: Tin-plated Copper
Terminal Strength	MIL-STD-202G, Method 211A, Test Condition A
Solderability	Reference IEC 60127, Second Edition 2003-01 Annex A
Product Marking	Cap1 : Brand logo, current and voltage ratings Cap2 : Series and agency approval marks

Operating Temperature	-55°C to +125°C
Thermal Shock	MIL-STD-202G, Method 107G, Test Condition B (5 Cycles -65°C to +125°C).
Vibration	MIL-STD-202G, Method 201A
Humidity	MIL-STD-202G, Method 103B, Test Condition A: High RH (95%) and Elevated Temp (40°C) for 240 hours
Salt Spray	MIL-STD-202G, Method 101D, Test Condition B

Dimensions



Part Numbering System



Packaging

Packaging Option	Packaging Specification	Quantity	Quantity & Packaging Code	Reel Size
Bulk	N/A	100	HX	N/A
Bulk	N/A	1000	MX	N/A

