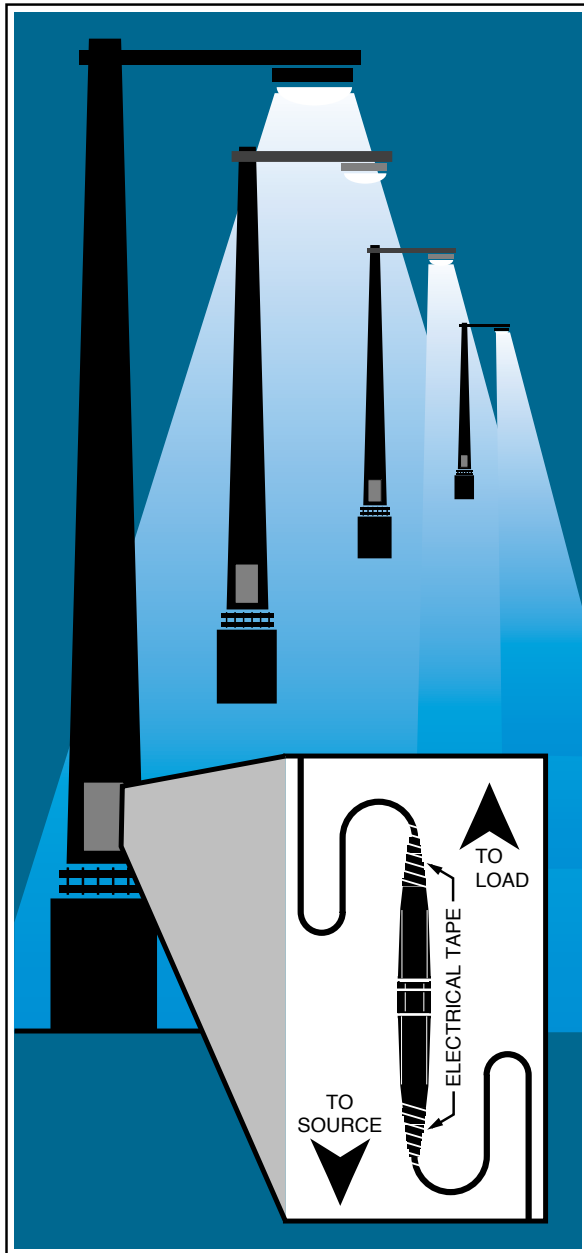


In-Line Watertight Fuseholders



Littelfuse 600 volt in-line watertight fuse holders are the ideal answer for all high humidity and corrosive environments where fuses are required. Available in both breakaway and non-breakaway, single and double pole versions, these fuseholders allow maximum flexibility for any application.

Applications

Street, alley, and parking lot lighting
 Security and perimeter lighting
 Traffic signals
 Outdoor illuminated signs
 Sports lighting
 Boat electrical circuits
 Tractors and yard equipment
 General outdoor circuit protection

Benefits

- Safety — Permits individual fixture or device to be disconnected from circuit for servicing. Eliminates possibility of shock.
- Individual fixture fusing — Prevents loss of one fixture through accident, vandalism, or end of life from darkening the entire circuit.
- Simplifies maintenance — Being able to immediately identify the one faulted fixture eliminates testing the entire circuit, speeds repair, and allows the individual unit to be serviced while the rest of the circuit is functioning.
- Reduces damage from fault — Can prevent faulted ballast or other failure from severely damaging fixture or device, reducing necessary repair or need of replacement.

Features


- Watertight — Internal O-ring provides watertight seal.
- Superior terminal seals — Ultrasonically-welded terminals provide maximum strength and eliminate leaking at terminals.
- Break resistant — Fiberglass reinforced polymer body resists damage from dropping or impact much better than phenolic look-alikes.
- Flexible terminations — Accommodates a wide range of stranded or solid copper or aluminum conductors. Terminations are available for one or two conductors, with either crimp or screw terminals.
- One-pole and two-pole models available to accommodate all system voltages up to 600V.

Specifications

Voltage rating:	600 Volts
Ampere rating:	30 amperes 200,000 amperes rms symmetrical (with Class CC fuses)
Approvals:	
LEB/LEX series:	UL Recognized Miscellaneous Fuseholder per UL 512 (File No. E14721) CSA Certified per C22.2, No. 39 (File No. LR7316)
LEC/LEY series:	UL Listed Class CC Branch Circuit Fuseholder per UL 512 (File No. E14721) CSA Certified per C22.2, No. 39 (File No. LR7316)

Mating fuses	
LEB/LEX series:	Accepts all 1 1/2" x 13/32" Midget and Class CC fuses Littelfuse types BLF, BLN, FLM, FLQ, KLK, KLKD, KLKR, KLDR and CCMR.
LEC/LEY series:	Accepts only Class CC fuses. Littelfuse types KLKR, KLDR and CCMR.

In-Line Watertight Fuseholders



One-pole LEB and LEC Fuseholders

Basic single-pole LEB and LEC watertight fuseholders provide protection for a variety of circuits. LEB fuseholders accept all $1\frac{3}{32}$ " x $1\frac{1}{2}$ " midget fuses providing supplemental overcurrent protection. LEC fuseholders are UL Listed Class CC fuseholders which accept only Class CC fuses and meet National Electrical Code requirements for branch circuit protection. The most common use for either fuseholder is for protection of lighting circuits. However, consider them wherever there is a need for secure in-line protection, from boat circuits to electric wheelchairs. Great flexibility is achieved when the basic holders are combined with breakaway receptacles, Y-terminals and insulating boots.

Two-pole LEX and LEY Fuseholders

LEX and LEY fuseholders are intended for use on line-to-line circuits up to 600 volts and are ideal for line-to-line loads such as 240 or 480 volt ballasts. When the line and load sections of LEX and LEY fuseholders are separated, or when the fuseholder is removed from a two-pole breakaway receptacle, both lines are disconnected simultaneously. This prevents the possibility of shock from backfeeding through an exposed fuse, which could happen with single-pole fuseholders. The LEX holder is a two-pole version of the LEB and accepts midget fuses, providing supplementary overcurrent protection. The LEY holder is a two-pole version of the LEC, which accepts only Class CC fuses, and may be used to provide branch circuit protection. Both fuseholders may be equipped with Y-terminals, breakaway receptacles and insulating boots.

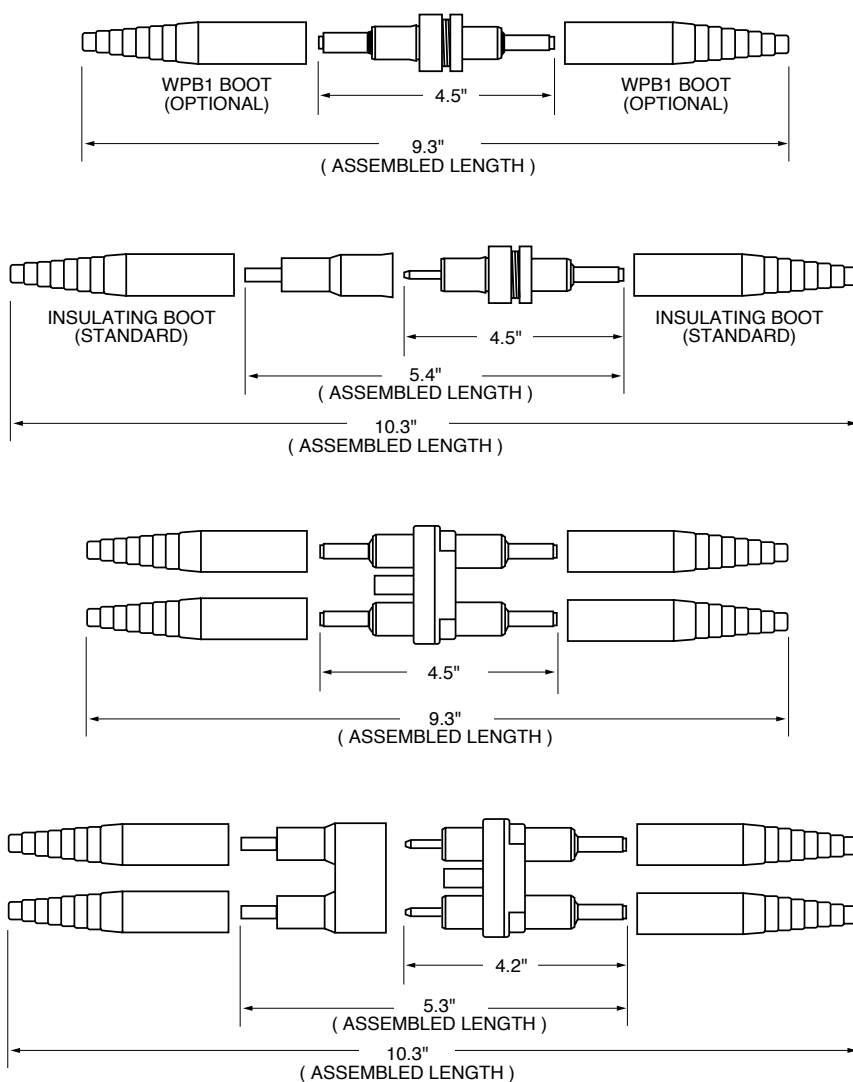
One-pole LET Solid Neutral Disconnects

The LET solid neutral disconnect is designed for use as a no-load non-fused disconnect. Similar in design to the LEB series fuseholders, the LET is easily identified by its all white body. Internally, it has a permanently installed solid tin-plated copper neutral slug which eliminates the possibility of placing a fuse in the neutral side of the circuit. Fusing the neutral side causes a safety hazard and also violates the National Electrical Code. The LET is available in both breakaway and non-breakaway configurations with a wide variety of terminations.

Breakaway Feature

Littelfuse LEB, LEC, and LET single-pole fuseholders and LEX and LEY two-pole fuseholders are available with an optional breakaway feature required to meet state and federal highway commission standards requiring fuseholders to readily disconnect from the line in case of a pole knockdown. The breakaway feature consists of a receptacle permanently attached to the power line and a fuseholder with matching terminals. When knockdown occurs, the parts separate readily. The breakaway receptacle terminal is deeply recessed so that energized parts are not exposed. The fuse remains safely enclosed inside the now de-energized watertight fuseholder. After the pole has been reinstalled, the fuseholder is easily plugged into the receptacle, immediately restoring service. The breakaway feature may also be used in marinas, travel trailer parks and other locations where circuits subjected to strain must be safely disconnected.

In-Line Watertight Fuseholders



Insulating Boots

Molded from engineering grade thermoplastics, the WPB1 and WPB2 provide a high resistance to corrosive environments and deliver a watertight seal. Boots are supplied as standard with all breakaway versions. Weatherproof boots WPB1 and WPB2 can be purchased separately for all non-breakaway holders. Part number WPB1 contains one standard boot for use with A, B, C, D, or J termination. Part number WPB2 contains one Y-pole boot for use with the Y-pole termination. For watertight protection of non-breakaway Y-pole fuseholders, order one WPB1 and one WPB2 boot. For non-breakaway double-pole LEX and LEY holders with A, B, C, D, or J terminations, order four WPB1 boots. These insulating boots are designed to fit snugly onto wire insulation, but for best results with varying wire insulation sizes, a tape wrap should be completed.

Recommended Crimping Tools

The following crimping tools or equivalents may be used on either the non-breakaway or breakaway watertight in-line fuseholders.

Terminal Size	T&B Part No.	Burndy Part No.
A	WT161M	—
B	WT161M	MR4C
C	WT115A	Hypress Y34A
D	WT115A	Hypress Y34A

Ordering Information

To order Littelfuse in-line fuseholders and disconnects by part number, refer to the charts on the next page.



Fuseholder Type	Description
LEB	One-pole in-line fuseholder for Midget and Class CC fuses
LEC	One-pole in-line fuseholder for Class CC fuses
LET	One-pole in-line solid neutral disconnect
LEX	Two-pole in-line fuseholder for Midget and Class CC fuses
LEY	Two-pole in-line fuseholder for Class CC fuses

In-Line Watertight Fuseholders

Selection Guide For Single Pole LEB/LEC Fuseholders

Standard Part No.	Breakaway Part No.	Fuse Type	Load Terminal Selection					Line Terminal Selection				
			Terminal Type	Load Terminal Wire Size Range	No. of Wires per Terminal	Solid Wire	Stranded Wire	Terminal Type	Line Terminal Wire Size Range	No. of Wires per Terminal	Solid Wire	Stranded Wire
LEB-AA LEC-AA	LEB-AA-S LEC-AA-S	Midget Class CC	Copper Crimp	#12 to #8 #12	1 2	X X	X X	Copper Crimp	#12 to #8 #12	1 2	X X	X X
LEB-AB LEC-AB	LEB-AB-S LEC-AB-S	Midget Class CC	Copper Crimp	#12 to #8 #12	1 2	X X	X X	Copper Crimp	#10 #6 #4	2 1 1	X X —	X X X
LEB-AC LEC-AC	— —	Midget Class CC	Copper Crimp	#12 to #8 #12	1 2	X X	X X	Copper Crimp	#8 #4	2 1	X —	X X
LEB-AD LEC-AD	— —	Midget Class CC	Copper Crimp	#12 to #8 #12	1 2	X X	X X	Copper Crimp	#6 #2	2 1	X —	X X
LEB-AJ LEC-AJ	LEB-AJ-S LEC-AJ-S	Midget Class CC	Copper Crimp	#12 to #8 #12	1 2	X X	X X	Copper Set-Screw	#12 to #8 #10 to #2	1 1	X —	— X
LEB-AYC LEC-AYC	LEB-AYC-S LEC-AYC-S	Midget Class CC	Copper Crimp	#12 to #8 #12	1 2	X X	X X	"Y" Type Copper Set-Screw	#12 to #8 #10 to #2	1 1	X —	— X
LEB-BA LEC-BA	LEB-BA-S LEC-BA-S	Midget Class CC	Copper Crimp	#10 #6 #4	2 1 1	X X —	X X X	Copper Crimp	#12 to #8 #12	1 2	X X	X X
LEB-BB LEC-BB	LEB-BB-S LEC-BB-S	Midget Class CC	Copper Crimp	#10 #6 #4	2 1 1	X X —	X X X	Copper Crimp	#10 #6 #4	2 1 1	X X —	X X X
LEB-BC LEC-BC	— —	Midget Class CC	Copper Crimp	#10 #6 #4	2 1 1	X X —	X X X	Copper Crimp	#8 #4	2 1	X —	X X
LEB-BD LEC-BD	— —	Midget Class CC	Copper Crimp	#10 #6 #4	2 1 1	X X —	X X X	Copper Crimp	#6 #2	2 1	X —	X X
LEB-BJ LEC-BJ	LEB-BJ-S LEC-BJ-S	Midget Class CC	Copper Crimp	#10 #6 #4	2 1 1	X X —	X X X	Copper Set-Screw	#12 to #8 #10 to #2	1 1	X —	— X
LEB-BYC LEC-BYC	LEB-BYC-S LEC-BYC-S	Midget Class CC	Copper Crimp	#10 #6 #4	2 1 1	X X —	X X X	"Y" Type Copper Set-Screw	#12 to #8 #10 to #2	1 1	X —	— X
LEB-CA LEC-CA	— —	Midget Class CC	Copper Crimp	#8 #4	2 1	X —	X X	Copper Crimp	#12 to #8 #12	1 2	X X	X X
LEB-CB LEC-CB	— —	Midget Class CC	Copper Crimp	#8 #4	2 1	X —	X X	Copper Crimp	#10 #6 #4	2 1 1	X X —	X X X
LEB-CC LEC-CC	— —	Midget Class CC	Copper Crimp	#8 #4	2 1	X —	X X	Copper Crimp	#8 #4	2 1	X —	X X
LEB-CD LEC-CD	— —	Midget Class CC	Copper Crimp	#8 #4	2 1	X —	X X	Copper Crimp	#6 #2	2 1	X —	X X
LEB-CJ LEC-CJ	— —	Midget Class CC	Copper Crimp	#8 #4	2 1	X —	X X	Copper Set-Screw	#12 to #8 #10 to #2	1 1	X —	X X
LEB-CYC LEC-CYC	— —	Midget Class CC	Copper Crimp	#8 #4	2 1	X —	X X	"Y" Type Copper Set-Screw	#12 to #8 #10 to #2	1 1	X —	— X
LEB-DA LEC-DA	— —	Midget Class CC	Copper Crimp	#6 #2	2 1	X —	X X	Copper Crimp	#12 to #8 #12	1 2	X X	— X
LEB-DB LEC-DB	— —	Midget Class CC	Copper Crimp	#6 #2	2 1	X —	X X	Copper Crimp	#10 #6 #4	2 1 1	X X —	X X X
LEB-DC LEC-DC	— —	Midget Class CC	Copper Crimp	#6 #2	2 1	X —	X X	Copper Crimp	#8 #4	2 1	X —	X X
LEB-DD LEC-DD	— —	Midget Class CC	Copper Crimp	#6 #2	2 1	X —	X X	Copper Crimp	#6 #2	2 1	X —	X X
LEB-DJ LEC-DJ	— —	Midget Class CC	Copper Crimp	#6 #2	2 1	X —	X X	Copper Set-Screw	#12 to #8 #10 to #2	2 1	X —	X X
LEB-DYC LEC-DYC	— —	Midget Class CC	Copper Crimp	#6 #2	2 1	X —	X X	"Y" Type Copper Set-Screw	#12 to #8 #10 to #2	1 1	X —	— X
LEB-JJ LEC-JJ	LEB-JJ-S LEC-JJ-S	Midget Class CC	Copper Set Screw	#12 to #8 #10 to #2	1 1	X —	— X	Copper Set-Screw	#12 to #8 #10 to #2	1 1	X —	— X
LEB-JYC LEC-JYC	LEB-JYC-S LEC-JYC-S	Midget Class CC	Copper Set Screw	#12 to #8 #10 to #2	1 1	X —	— X	"Y" Type Copper Set-Screw	#12 to #8 #10 to #2	1 1	X —	— X

Blocks and Holders

In-Line Watertight Fuseholders

Selection Guide For Double Pole LEX/LEY Fuseholders

Standard Part No.	Breakaway Part No.	Fuse Type	Load Terminal Selection					Line Terminal Selection				
			Terminal Type	Load Terminal Wire Size Range	No. of Wires per Terminal	Solid Wire	Stranded Wire	Terminal Type	Line Terminal Wire Size Range	No. of Wires per Terminal	Solid Wire	Stranded Wire
LEX-AA LEY-AA	LEX-AA-S LEY-AA-S	Midget Class CC	Copper Crimp	#12 to #8 #12	1 2	X X	X X	Copper Crimp	#12 to #8 #12	1 2	X X	X X
LEX-AB LEY-AB	LEX-AB-S LEY-AB-S	Midget Class CC	Copper Crimp	#12 to #8 #12	1 2	X X	X X	Copper Crimp	#10 #6 #4	2 1 1	X X —	X X X
LEX-AC LEY-AC	— —	Midget Class CC	Copper Crimp	#12 to #8 #12	1 2	X X	X X	Copper Crimp	#8 #4	2 1	X —	X X
LEX-AD LEY-AD	— —	Midget Class CC	Copper Crimp	#12 to #8 #12	1 2	X X	X X	Copper Crimp	#6 #2	2 1	X —	X X
LEX-AYC LEY-AYC	LEX-AYC-S LEY-AYC-S	Midget Class CC	Copper Crimp	#12 to #8 #12	1 2	X X	X X	"Y" Type Copper Set-Screw	#12 to #8 #10 to #2	1 1	X —	— X
LEX-BA LEY-BA	LEX-BA-S LEY-BA-S	Midget Class CC	Copper Crimp	#10 #6 #4	2 1 1	X X —	X X X	Copper Crimp	#12 to #8 #12	1 2	X X	X X
LEX-BB LEY-BB	LEX-BB-S LEY-BB-S	Midget Class CC	Copper Crimp	#10 #6 #4	2 1 1	X X —	X X X	Copper Crimp	#10 #6 #4	2 1 1	X X —	X X X
LEX-BC LEY-BC	— —	Midget Class CC	Copper Crimp	#10 #6 #4	2 1 1	X X —	X X X	Copper Crimp	#8 #4	2 1	X —	X X
LEX-BD LEY-BD	— —	Midget Class CC	Copper Crimp	#10 #6 #4	2 1 1	X X —	X X X	Copper Crimp	#6 #2	2 1	X —	X X
LEX-BYC LEY-BYC	LEX-BYC-S LEY-BYC-S	Midget Class CC	Copper Crimp	#10 #6 #4	2 1 1	X X —	X X X	"Y" Type Copper Set-Screw	#12 to #8 #10 to #2	1 1	X —	— X
LEX-CA LEY-CA	— —	Midget Class CC	Copper Crimp	#8 #4	2 1	X —	X X	Copper Crimp	#12 to #8 #12	1 2	X X	X X
LEX-CB LEY-CB	— —	Midget Class CC	Copper Crimp	#8 #4	2 1	X —	X X	Copper Crimp	#10 #6 #4	2 1 1	X X —	X X X
LEX-CC LEY-CC	— —	Midget Class CC	Copper Crimp	#8 #4	2 1	X —	X X	Copper Crimp	#8 #4	2 1	X —	X X
LEX-CD LEY-CD	— —	Midget Class CC	Copper Crimp	#8 #4	2 1	X —	X X	Copper Crimp	#6 #2	2 1	X —	X X
LEX-CJ LEY-CJ	— —	Midget Class CC	Copper Crimp	#8 #4	2 1	X —	X X	Copper Set-Screw	#12 to #8 #10 to #2	1 1	X —	— X
LEX-CYC LEY-CYC	— —	Midget Class CC	Copper Crimp	#8 #4	2 1	X —	X X	"Y" Type Copper Set-Screw	#12 to #8 #10 to #2	1 1	X —	— X
LEX-DA LEY-DA	— —	Midget Class CC	Copper Crimp	#6 #2	2 1	X —	X X	Copper Crimp	#12 to #8 12	1 2	X X	X X
LEX-DB LEY-DB	— —	Midget Class CC	Copper Crimp	#6 #2	2 1	X —	X X	Copper Crimp	#10 #6 #4	2 1 1	X X —	X X X
LEX-DC LEY-DC	— —	Midget Class CC	Copper Crimp	#6 #2	2 1	X —	X X	Copper Crimp	#8 #4	2 1	X —	X X
LEX-DD LEY-DD	— —	Midget Class CC	Copper Crimp	#6 #2	2 1	X —	X X	Copper Crimp	#6 #2	2 1	X —	X X
LEX-DJ LEY-DJ	— —	Midget Class CC	Copper Crimp	#6 #2	2 1	X —	X X	Copper Set-Screw	#12 to #8 #10 to #2	1 1	X —	— X
LEX-DYC LEYDYC	— —	Midget Class CC	Copper Crimp	#6 #2	2 1	X —	X X	"Y" Type Copper Set-Screw	#12 to #8 #10 to #2	1 1	X —	— X
LEX-JJ LEY-JJ	LEX-JJ-S LEY-JJ-S	Midget Class CC	Copper Set-Screw	#12 to #8 #10 to #2	1 1	X —	— X	Copper Set-Screw	#12 to #8	1 1	X —	— X

Blocks and Holders

In-Line Watertight Fuseholders

Selection Guide For Solid Neutral LET Fuseholders

Standard Part No.	Breakaway Part No.	Fuse Type	Load Terminal Selection					Line Terminal Selection				
			Terminal Type	Load Terminal Wire Size Range	No. of Wires per Terminal	Solid Wire	Stranded Wire	Terminal Type	Line Terminal Wire Size Range	No. of Wires per Terminal	Solid Wire	Stranded Wire
LET-AA	LET-AA-S	Solid Neutral	Copper Crimp	#12 to #8	1	X	X	Copper Crimp	#12 to #8	1	X	X
				#12	2	X	X		#12	2	X	X
LET-AB	LET-AB-S	Solid Neutral	Copper Crimp	#12 to #8	1	X	X	Copper Crimp	#10	2	X	X
				#12	2	X	X		#6	1	X	X
									#4	1	—	X
LET-AYC	LET-AYC-S	Solid Neutral	Copper Crimp	#12 to #8	1	X	X	"Y" Type Copper Set-Screw	#12 to #8	1	X	—
				#12	2	X	X		#10 to #2	1	—	X
LET-BA	LET-BA-S	Solid Neutral	Copper Crimp	#10	2	X	X	Copper Crimp	#12 to #8	1	X	X
				#6	1	X	X		#12	2	X	X
				#4	1	—	X					
LET-BB	LET-BB-S	Solid Neutral	Copper Crimp	#10	2	X	X	Copper Crimp	#10	2	X	X
				#6	1	X	X		#6	1	X	X
				#4	1	—	X		#4	1	—	X
LET-BYC	LET-BYC-S	Solid Neutral	Copper Crimp	#10	2	X	X	"Y" Type Copper Set-Screw	#12 to #8	1	X	—
				#6	1	X	X		#10 to #2	1	—	X
				#4	1	—	X					
LET-JJ	LET-JJ-S	Solid Neutral	Copper Set-Screw	#12 to #8	1	X	—	Copper Set-Screw	#12 to #8	1	X	—
				#10 to #2	1	—	X		#10 to #2	1	—	X
LET-JYC	LET-JYC-S	Solid Neutral	Copper Set-Screw	#12 to #8	1	X	—	"Y" Type Copper Set-Screw	#12 to #8	1	X	—
				#10 to #2	1	—	X		#10 to #2	1	—	X

Terminal Selection Guide

Terminal Designation	Terminal Description	Number of Wires per Terminal	Wire Range	Wire Type
A	Copper Crimp	1	#12-#8	Solid/Stranded
		2	#12	Solid/Stranded
B	Copper Crimp	2	#10	Solid/Stranded
		1	#6	Solid/Stranded
		1	#4	Stranded
C	Copper Crimp	2	#8	Solid/Stranded
		1	#4	Stranded
D	Copper Crimp	2	#6	Solid/Stranded
		1	#2	Stranded
J	Copper Set Screw	1	#12-#8	Solid
		2	#10-#2	Stranded
Y (2 terminals)	"Y" Style Copper Set Screw	1	#12-#8	Solid
		1	#10-#2	Stranded