

# GT02 Series Gate Drive Transformer



## Features

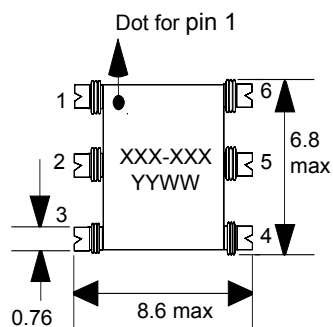
- Low Profile - 3mm
- Designed for Frequencies from 75 kHz to over 1 MHz
- Suitable for Pick and Place applications

## Applications

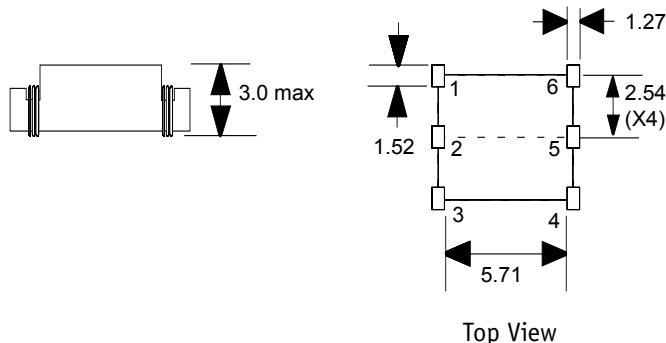
- Gate Drive Transformer
- AC/DC and DC/DC Converters
- Pulse/Signal Transformers

**Packaging** Reel diameter: 13", Reel width: 16 mm, Pieces/reel: 1500

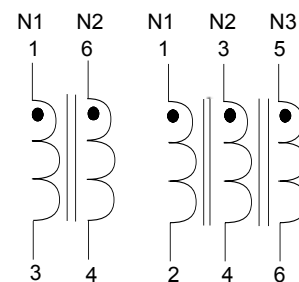
## Mechanical



## Recommended PCB Layout



## Schematic



units: mm

## Electrical Specifications

Part Number	Turns Ratio N1:N2:N3	Inductance <sup>1</sup> ( $\mu\text{H}$ , min.)	DCR <sup>2</sup> ( $\text{m}\Omega$ , max.)	Lkg. Ind. ( $\mu\text{H}$ , max.)	E-T Prod <sup>5</sup> ( $\text{V}\cdot\mu\text{s}$ )	Hi-Pot ( $\text{V}_{\text{dc}}$ )	Schematic
GT02-110-006	1:1	135	225:225	0.2	6.9	1500	A
GT02-110-010	1:1	290.4	320:320	0.2	10.2	1500	A
GT02-110-019	1:1	785	600:520	0.36	19.4	1500	A
GT02-120-006	1:2.5	21.6	110:320	0.1	6.9	1500	A
GT02-120-014	1:2.5	86.4	190:410	0.15	13.8	1500	A
GT02-111-006	1:1:1	135	230:230	0.1	6.9	1500	B
GT02-122-006	1:2.5:2.5	21.6	110:230	0.1	6.9	1500	B
GT02-122-008	1:2:2	48.6	160:260	0.15	8.3	1500	B

1. Tested at 100kHz, 0.1Vrms.
2. Electrical specifications at 25°C.
3. Operating range: -40 °C to +130 °C.
4. Meets UL 94V-0.
5. E-T product rating is for secondary (gate) windings and is based upon a flux density of 2200 Gauss at 25 °C in a bipolar drive application.

