



## RC/RM Machined contact AWG 16

**A unique contact technology  
for a wide range of railway connectors**

- Qualified for railway applications** ✓ Machined crimp contact
- Low contact resistance** ✓ Gold plated
- Good contact retention** ✓ Locking spring
- Suitable for automatic crimping** ✓ Available on plastic carrier



**SOURIAU**  
Connection Technology

# Railway contacts #16



## Technical features

- Machined crimp contact
- Contact body: High conductive copper alloy
- Plating: K (Std) Min. 0.4µm gold all over, over nickel
- Current per contact max.: 15A according to NFF61030
- Contact resistance:  $\leq 3 \text{ M}\Omega$
- Contact retention in body: 110 N min.
- Individual insertion force: 3.5 N max.
- Individual withdrawal force: 0.55 N min
- RC/RM machined contact size 16 can be used in SMS, UTS, UTO, VGE1, 838 connectors.

## Ordering information

<b>Type:</b>	(K)RM	16	M	23	(GE1)	K
RM: Male contact bulk packing	(K)RC	16	M	23	(GE1)	K
RC: Female contact bulk packing						
KRM: Male contact on plastic carrier strip						
KRC: Female contact on plastic carrier strip						
<b>Wire size:</b>						
#14 – #16 – #20 – #24 – #28						
<b>Contact size #16:</b>						
.0625" (1.6mm) diameter contacts						
<b>Design variation:</b> Crimp barrel						
<b>Contact type:</b>						
No digit: Pin						
GE1: Longer contact						
GE3: Shorter contact (only male contact)						
GE7: Shorter contact (only female contact)						
<b>Plating indication:</b>						
K: Gold						
Other plating on request						
<b>Packing quantity:</b>						
No digit (std): 50 pcs bulk packing (RM/RC)						
2000 pcs on reel (KRM/KRC)						
1000: 1000 pcs bulk packing (RM/RC)						

## The RM/RC machined contact packing

Conscious of the wide variety of applications, contact packaging has been considered for small series (bulk packaging) and high volume production (reeled contacts):



• 50 pieces bulk packing (standard)



• 1000 pieces bulk packing



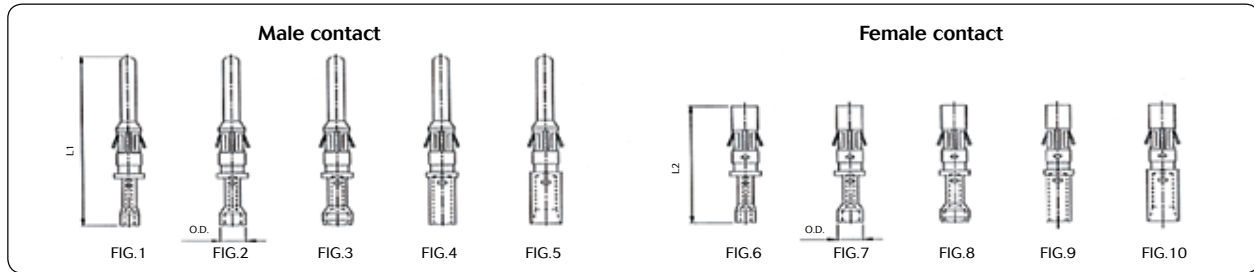
• 5000 pieces reeled machined contacts

# Railway contacts #16



## RM/RC machined contacts

### Contact size 16 - Pin Ø1.6mm (.063")



### Part numbers & dimensions

Part numbers				Wire size		Max. wire Ø	Max. insul. Ø	Wire strip length	O.D.**	L1	L2
Male contact	FIG.	Female contact	FIG.	AWG	mm <sup>2</sup>						
RM28M1K	1	RC28M1K	6	30-28	0.05-0.08	0.55	1.1	4.8	1.90	26.2	18.2
RM24M9K	2	RC24M9K	7	26-24	0.13-0.20	0.8	1.6		2.55		
RM20M13K	3	RC20M13K	8	22-20	0.32-0.52	1.18	1.8		2.92		
RM20M12K		RC20M12K					2.2		2.92		
RM16M23K	4	RC16M23K	9	20-16	0.52-1.50	1.80	3.2	2.55	26.2	18.2	
RM14M50K	5	RC14M50K	10	16-14	1.5-2.5	2.05		3.10			
RM14M30K	5	RC14M30K	10	16-14	1.5-2.5	2.28		3.10			

For machined contacts reeled on plastic carrier: put «K» in front of part number example: KRM16M13K



### Dimensions

#### Comparison with standard RM / RC contacts

	GE1	GE3	GE7
RM contact (male contact)	+ 1 mm	-1 mm	-
RC contact (female contact)	+ 1.5 mm	-	-0.6 mm

#### Contact selector guide

	Standard RC contact	RM*GE1	RC*GE7
Standard RC contact			
Standard RM contact			Last Mate, First Break
RM*GE1	First Mate, Last Break		

  First Mate, Last Break contact can be used as grounding contact.

Note : all dimensions are in mm / \*\* Outer diameter

# Railway contacts #16



## RM/RC machined contact

Longer											
Part numbers				Wire size		Max. wire Ø	Max. insul. Ø	Wire strip length	O.D.**	L1	L2
Male contact	FIG.	Female contact	FIG.	AWG	mm <sup>2</sup>						
RM28M1GE1K	1	RC28M1GE1K	6	30-28	0.05-0.08	0.55	1.1	4.8	1.90	27.2	19.7
RM24M9GE1K	2	RC24M9GE1K	7	26-24	0.13-0.20	0.8	1.6		2.55		
RM20M13GE1K	3	RC20M13GE1K	8	22-20	0.32-0.52	1.18	1.8		2.92		
RM20M12GE1K		RC20M12GE1K					2.2	2.55			
RM16M23GE1K	4	RC16M23GE1K	9	20-16	0.52-1.50	1.80	3.2	7.1	3.10		
RM14M50GE1K	5	RC14M50GE1K	10	16-14	1.5-2.5	2.05			2.55		
RM14M30GE1K	5	RC14M30GE1K	10			2.28			3.10		

Shorter											
Part numbers				Wire size		Max. wire Ø	Max. insul. Ø	Wire strip length	O.D.**	L1	L2
Male contact	FIG.	Female contact	FIG.	AWG	mm <sup>2</sup>						
RM28M1GE3K	1	RC28M1GE7K	6	30-28	0.05-0.08	0.55	1.1	4.8	1.90	25.2	17.6
RM24M9GE3K	2	RC24M9GE7K	7	26-24	0.13-0.20	0.8	1.6		2.55		
RM20M13GE3K	3	RC20M13GE7K	8	22-20	0.32-0.52	1.18	1.8		2.92		
RM20M12GE3K		RC20M12GE7K					2.2	2.55			
RM16M23GE3K	4	RC16M23GE7K	9	20-16	0.52-1.50	1.80	3.2	7.1	3.10		
RM14M50GE3K	5	RC14M50GE7K	10	16-14	1.5-2.5	2.05			2.55		
RM14M30GE3K	5	RC14M30GE7K	10			2.28			3.10		

Crimptooling									
Stripping length	Wire size		Part numbers		Tool	Locator	Tool selector	Extraction tool	
	AWG	mm <sup>2</sup>							
4.8	30-28	0.05-0.08	RM28M1*	RC28M1*	MH860 (M22520/7-01)	MH86164G	4/6	RX2025GE1	
	26-24	0.13-0.2	RM24M9*	RC24M9*	MH860 (M22520/7-01)	MH86164G	5/6		
					MH860 (M22520/7-01)	MH86164G	5/7		
7.1	20-16	0.5-1.5	RM16M23*	RC16M23*	MH860 (M22520/7-01)	MH86164G	6/9		
	16-14	1.5-2.5	RM14M30*	RC16M30*	AF8	TP1142	8		
	16-14	1.5-2.5	RM14M50*	RC14M50*	(M22520/1-01)				

For further information, click here [www.railway-connectors.com](http://www.railway-connectors.com)  
 Or contact us click here [contactindustry@souriau.com](mailto:contactindustry@souriau.com)

Note : all dimensions are in mm