

# Customer Information Sheet

DRAWING No.: M30-110XX00

SHEET 1 OF 2

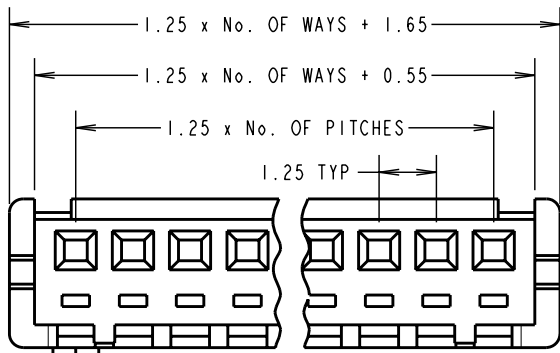
IF IN DOUBT - ASK

©

NOT TO SCALE

THIRD ANGLE PROJECTION

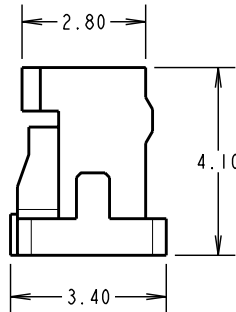
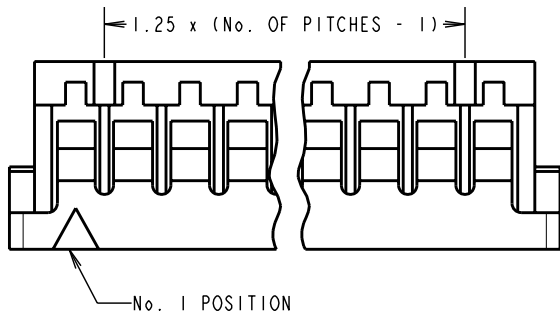
ALL DIMENSIONS IN mm



**NOTES:**

- TO BE USED IN CONJUNCTION WITH M30-1000006 OR M30-1010006 CRIMP CONTACTS. THE SPECIFICATIONS BELOW ARE APPROPRIATE WHEN USED WITH THESE CONTACTS.
- SPECIFICATIONS:  
 RATED CURRENT = 1A AC/DC  
 RATED VOLTAGE = 150V AC/DC  
 TEMPERATURE RANGE = -55°C TO +85°C  
 DIELECTRIC WITHSTANDING VOLTAGE = 500V (AC)  
 INSULATING RESISTANCE = 1000MΩ MIN
- MATES WITH M30-600XX06 AND M30-610XX06 PIN HEADERS.
- ALL TOLERANCES ±0.30 UNLESS OTHERWISE STATED.

ORDER CODE:  
**M30-110XX00**  
 No. OF WAYS  
 02 TO 15



SM	5	20.04.10	10749
NAME	ISS.	DATE	C/NOTE
APPROVED: S. MCCULLAGH			
CHECKED: R. ADDE			
DRAWN: D. BECK			
CUSTOMER REF.:			
ASSEMBLY DRG:			

**HARWIN**

HARWIN USA  
 TEL: 603 893 5376  
 FAX: 603 893 5396  
 mis@harwin.com

HARWIN Europe (UK)  
 TEL: 023 9231 4545  
 FAX: 023 9231 4590  
 mis@harwin.co.uk

HARWIN Asia  
 TEL: +65 6 779 4909  
 FAX: +65 6 779 3868  
 mis@harwin.com.sg

THIS DRAWING AND ANY INFORMATION OR DESCRIPTIVE MATTER SET OUT HEREON ARE CONFIDENTIAL AND COPYRIGHT PROPERTY OF THE HARWIN GROUP AND MUST NOT BE DISCLOSED, LOANED, COPIED OR USED FOR MANUFACTURING, TENDERING OR FOR ANY OTHER PURPOSE WITHOUT THEIR WRITTEN PERMISSION.

**TOLERANCES**  
 X = ±1mm  
 X.X = ±0.25mm  
 X.XX = ±0.10mm  
 X.XXX = ±0.01mm  
 ANGLES = ±5°  
 UNLESS STATED

**MATERIAL:**  
 66 NYLON (UL94V-0)  
**FINISH:** CLEAN  
**S/AREA:** mm<sup>2</sup>

**TITLE:**  
 1.25mm PITCH SIL  
 CRIMP MOULDING

**DRAWING NUMBER:**  
**M30-110XX00**

SHT  
 2  
 OF 2