

# Customer Information Sheet

DRAWING No.: M80-812XXXX

SHEET 2 OF 2

IF IN DOUBT - ASK

©

NOT TO SCALE

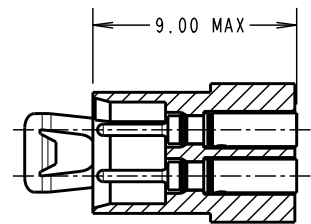
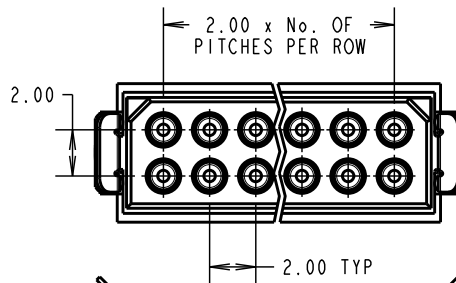
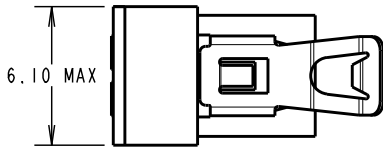
THIRD ANGLE PROJECTION

ALL DIMENSIONS IN mm

ORDER CODE:  
**M80-812XXXX**

TOTAL No. OF WAYS  
04, 06, 08, 10, 12

FINISH  
05 - GOLD



**SPECIFICATIONS:**

**MATERIAL:**  
MOULDING = GLASS-FILLED  
POLYAMIDE 46 UL94V-0, BLACK

CONTACTS = BRASS  
LATCH = BERYLLIUM COPPER

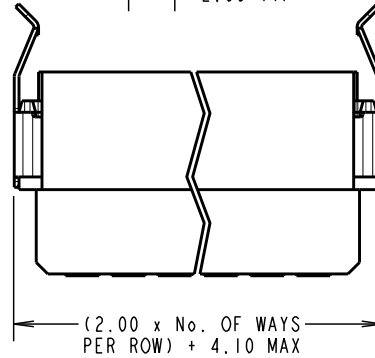
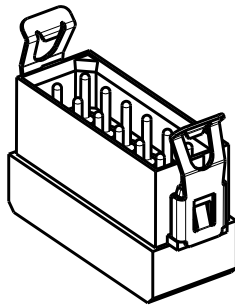
**FINISH:**  
CONTACTS:  
05 = 0.25-0.30µ GOLD  
LATCH = 1.25µ NICKEL

**ELECTRICAL:**  
CURRENT RATING AT 25°C = 3.0A MAX  
CURRENT RATING AT 85°C = 2.2A MAX  
WORKING VOLTAGE = 120V AC/DC  
VOLTAGE PROOF = 360V AC/DC

**CONTACT RESISTANCE:**  
INITIAL = 20 mΩ MAX  
AFTER CONDITIONING = 25 mΩ MAX  
**INSULATION RESISTANCE:**  
INITIAL = 1,000 MΩ MIN  
AFTER CONDITIONING = 100 MΩ MIN

**MECHANICAL:**  
DURABILITY = 500 OPERATIONS  
**ENVIRONMENTAL:**  
TEMPERATURE RANGE = -55°C TO +125°C

**PACKING:**  
BAG (CONTACTS AND MOULDINGS UN-ASSEMBLED)  
FOR COMPLETE SPECIFICATION, SEE COMPONENT  
SPECIFICATION C005XX (LATEST ISSUE)



**NOTES:**

1. RECOMMENDED WIRE TYPE = BS3G210 TYPE A, PTFE INSULATED, 24-28 AWG. MAX INSULATION DIAMETER = Ø1.10mm, STRIP WIRE BY 2.00mm.
2. RECOMMENDED HAND CRIMP TOOL = M22520/2-01 WITH POSITIONER T5747.
3. CONTACT INSERTION AND EXTRACTION TOOL = Z80-280.
4. REFER TO INSTRUCTION SHEET IS-01 FOR CRIMPING INSTRUCTIONS, AND INSTRUCTION SHEET IS-07 FOR ASSEMBLY INSTRUCTIONS.
5. FOR EXTRA CONTACTS USE PART NUMBER M80-0410005.

SM	7	17.11.10	11014
NAME	ISS.	DATE	C/NOTE
APPROVED: S. MCCULLAGH			
CHECKED: S. FLOWER			
DRAWN: W. J. BOURNE			
CUSTOMER REF.:			
ASSEMBLY DRG:			

**HARWIN**

HARWIN USA TEL: 603 893 5376 FAX: 603 893 5396 mis@harwin.com	HARWIN Europe (UK) TEL: 023 9231 4545 FAX: 023 9231 4590 mis@harwin.co.uk	HARWIN Asia TEL: +65 6 779 4909 FAX: +65 6 779 3868 mis@harwin.com.sg
--	--	--

THIS DRAWING AND ANY INFORMATION OR DESCRIPTIVE MATTER SET OUT HEREON ARE CONFIDENTIAL AND COPYRIGHT PROPERTY OF THE HARWIN GROUP AND MUST NOT BE DISCLOSED, LOANED, COPIED OR USED FOR MANUFACTURING, TENDERING OR FOR ANY OTHER PURPOSE WITHOUT THEIR WRITTEN PERMISSION.

**TOLERANCES**  
X. = ±1mm  
X.X = ±0.25mm  
X.XX = ±0.10mm  
X.XXX = ±0.01mm  
ANGLES = ±5°  
UNLESS STATED

**MATERIAL:**  
SEE ABOVE

**FINISH:**

**S/AREA:** mm<sup>2</sup>

**TITLE:** DATAMATE 2mm PITCH  
CRIMP DIL LATCH PLUG ASSY  
SMALL BORE (24-28 AWG)

**DRAWING NUMBER:** M80-812XXXX

**SHT** 2 **OF** 2