

4100 SERIES SUPER CRIMP TOOLS

Super Crimp is designed for the professional that insists on the best commercial grade full cycle crimp tool available. System integrity is maintained when components are terminated with this durable product. The ergonomic progressive pivoting design, provides maximum crimping force with reasonable handle pressure. Fine blanked, high carbon steel construction provides a level of accuracy and performance usually reserved for MIL-SPEC tools. The 4100 series is state-side manufactured and are backed by over 100 years of quality craftsmanship.

These tools feature:

- A multi-purpose frame manufactured to exacting specifications to accept interchangeable dies.
- Molded grips and an easy reach frame to minimize user fatigue.
- All bearing holes are reamed, pivots are centerless ground and all working components are heat treated.
- Positive ratcheting assembly with emergency release, supplied as standard.
- Tool life is conservatively rated at 50,000 cycles.
- Crimps meet or exceed all U.L. tensile requirements.
- Interlocking die sets are easily interchanged with mounting screws on most product applications.



4106 CT

- Crimps RJ11, 6 position plugs.
- Crimps 6,4 and 2 conductors in RJ11, 6 position plugs.
- Crimps conductor and strain relief of AMP and Stewart configuration modular plugs in one crimp cycle.

4106 LB CT

- Crimps RJ11, long body 6 position plugs.
- Crimps 6,4 and 2 conductors in RJ11, 6 position plugs.
- Crimps conductor and primary strain relief of AMP and Stewart configuration modular plugs in one crimp cycle.

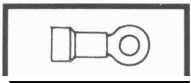
4108 CT

- Crimps RJ45, 8 position keyed or non-keyed plugs.
- Crimps conductor and primary strain relief of AMP and Stewart configuration modular plugs in one crimp cycle.

4110 CT

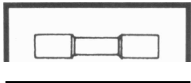
- Crimps 10 position plugs.
- Crimps conductor and strain relief in one crimp cycle.





4120 CT

- Crimps conductor portion of insulated terminals.
- Crimps are produced in three cavities: KED 22-16 AWG, BLUE 16-14 AWG and YELLOW 12-10 AWG.



4122 CT

- Crimp conductor portion of heat-n-seal terminals.
- Crimps are produced in three cavities: RED 22-16 AWG, BLUE 16-14 AWG and YELLOW 12-10 AWG.



4125 CT

- Crimps non-insulated terminals and splices.
- Crimps are produced in three cavities: 22-16 AWG, 16-14 AWG and 12-10 AWG.

4135 CT

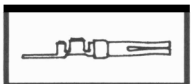
- Crimps non-insulated terminals and splices.
- Crimps are produced in four cavities: 22-18 AWG, 16-14 AWG, 12-10 AWG and 8 AWG.

4136 MCT

- Crimps non-insulated terminals and splices to metric standards.
- Crimps are produced in four cavities: 0,5-1,55 mm², 1,5-2,5 mm², 4,0-6,0 mm² and 10,00 mm² (22-8 AWG).

4137 MCT

- Crimps non-insulated terminals and splices to metric standards.
- Crimps are produced in three cavities: 4,0 mm², 6,0 mm² and 10,00 mm² (12-8 AWG).



4127 CT

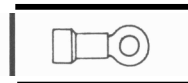
- Crimps D-subminiature open barrel contacts.
- The conductor and insulation crimp meet O.E.M. specifications and are produced in one tool closure.
- Conductor crimps are "B" type, insulation crimps are "oval" type and are produced in two cavities: FRONT 28-24 AWG and REAR 24-20 AWG.

4129 CT

- Crimps a wide variety of open barrel contacts in small to medium size wires in one tool closure.
- Crimps are "B" type and are produced in three cavities: A 30-22 AWG, B 22-16 AWG and C 16-14 AWG.

4130 CT

- Crimps a wide variety of open barrel contacts in medium to large size wires in one tool closure.
- Crimps are "B" type and are produced in three cavities: A 22-18 AWG, B 16-14 AWG and C 12-10 AWG.

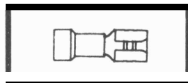


4140 CT

- Crimps conductor and strain relief portion of insulated terminals and splices in one tool closure.
- Crimps are produced in three cavities: RED 22-16 AWG, BLUE 16-14 AWG and YELLOW 12-10 AWG.
- Red and Blue crimp cavities produce inspection dimples.
- A crimp tool with locator is available by ordering 4140 CTL.

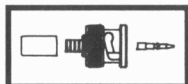
4143 MCT

- Crimps to metric standards the conductor and strain relief portion of insulated terminals and splices. Crimps are produced in one tool closure.
- Cavities produce inspection dimples to verify complete crimps.
- Crimps are produced in three cavities: 0,5-0,8 mm², 1,0-2,0 mm² and 3,0-5,0 mm² (20-10 AWG).
- A crimp tool with locator is available by ordering 4143 MCTL.



4141 CT

- Crimps conductor and strain relief portion of insulated slide-on terminals in one tool closure.
- Crimps are produced in two cavities: RED 22-16 AWG, and Blue 16-14 AWG.



4156 CT

- Crimps center pin to a .068 hex or .042 square, certain outer ferrules of fiber optic connectors to a .100 hex, RG174 ferrule to a .178 hex, RG58 ferrule to a .213 hex and RG59 ferrule .255 hex.

4165 CT

- Crimps the center pin to a .042 square or .068 hex and the ferrule on small cable to a .128, .151 or .178 hex.

4166 CT

- Crimps the center pin to a .042 square or a .068 hex, the RG58 ferrule to a .213 hex and the RG59 ferrule to a .255 hex.

4167 CT

- Crimps the center pin to a .042 square or .068 hex, the RG59 ferrule to a .255 hex and the 8281 ferrule to a .324 hex.

4168 CT


- Crimps the two center pins to a .076 hex and the RG8 ferrule to a .429 hex on a twin-ax connector.

4169 CT

- Crimps the center pin to a .068, .080 or .100 hex and the RG8 ferrule to a .429 hex.

4170 CT

- Crimps the center pin to a .092 hex and the outer ferrule on N type thicknet RG8, connectors to a .412 hex




4176 CT

- Crimps the center pin to a .044 or .050 square and the RG58 ferrule to a .206 diameter and the RG59 ferrule to a .238 diameter on AMP coax connectors.

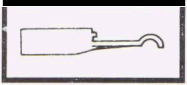
4178 CT

- Crimps the center pin to a .100 or .128 hex and the RG8 ferrule to a .429 hex.



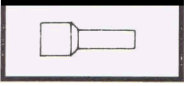
4172 CT

- Crimps the RG59 ferrule on CATV connectors to a .324 hex and the RG6 to a .360 hex.



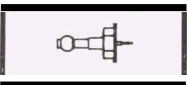
4182 CT

- Crimps 15 and 30 AMP power poles.
- Crimps are "B" type with indenter and are produced in two cavities: A 20-16 AWG and B 16-12 AWG.



4183 MCT

- Crimps wire tip ferrules with and without plastic insulator collar to metric standards.
- Crimps are produced in five cavities: 0,25-0,5 mm², 0,75-1,5 mm², 4,0 mm² and 6,0 mm² (28-10 AWG).



4175 CT

- Crimps outer ferrule on most SMA, SMB or SFB type fiber optic connector to a .151, .178 or .213 hex.

4177 MCT

- Crimps 2.5 mm² fiber optic connectors.

4179 CT

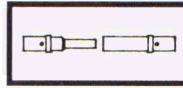
- Crimps Amphenol SC and ST fiber optic connectors.
- Crimps are produced in three cavities: .128 hex, .151 hex and .178 hex.

4184 CT

- Crimps 3M SC and ST fiber optic connectors.
- Crimps are round and produced in three cavities: .120, .137 or .190 dia.

4185 CT

- Crimps AMP SC and ST fiber optic connectors.
- Crimps are round and produced in two cavities: .137 or .190 dia.



4186 CT

- Crimps commercial grade circular pins and sockets.
- Crimps compact wire to simulate four indent style tools.
- Crimps are produced in three cavities: 20 AWG, 16 AWG and 12 AWG.




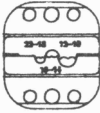

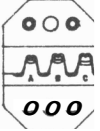



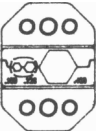
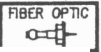
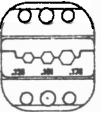





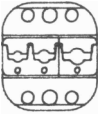



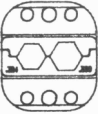
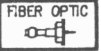
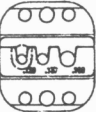



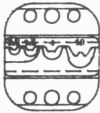

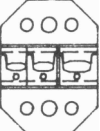

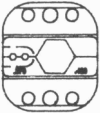

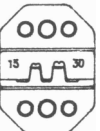

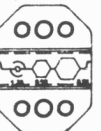



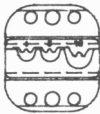

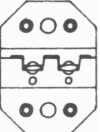

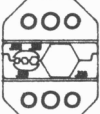

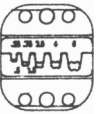

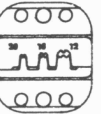

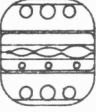
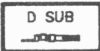


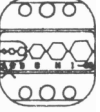

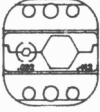
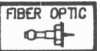
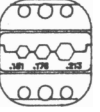
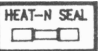
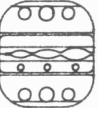


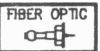
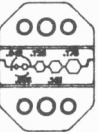


4100 FRAME ASSEMBLY

The Super Crimp Frame can be ordered separately without dies. The frame is supplied complete with die mounting screws. You can select one or more dies based on your application requirements. Refer to die chart for a listing of applications and associated part numbers.



4100 SERIES INTERCHANGEABLE DIES

All dies are manufactured to exacting specifications. Each die is mounted to the frame or moveable jaw with a single screw for ease of change-over. All die sets interlock to assure perfect alignment. Listed below are the standard dies for most popular product applications. Custom dies in limited production quantities are available. Consult the factory for ordering parameters.

4100-06  	4100-25  	4100-30  	4100-66  	4100-78  	4100-79  
4100-06LB  	4100-35  	4100-40  	4100-67  	4100-72  	4100-84  
4100-08  	4100-36M  	4100-43M  	4100-68  	4100-82  	4100-85M  
4100-10  	4100-37M  	4100-41  	4100-69  	4100-83M  	4100-86  
4100-20  	4100-27  	4100-58 PINNED  	4100-70  	4100-75  	
4100-22  	4100-29  	4100-65  	4100-76  	4100-77M 