

FEED-THROUGH FLAT BASE Panel Mount

For wire-to-wire connections in HVAC, appliance, equipment, power distribution and other industrial applications with strict budget and space requirements. Easy to use double row terminal strips are a cost-effective alternative to barrier strips or other types of terminal blocks. Simply strip the wire, insert and tighten the screw. Eurostrips feature tubular screw clamps, with wire protectors, and recessed metal parts for finger protection. The stainless steel wire protectors exhibit excellent memory and the most effective connection.

Eurostrips described on this and the following page are available with a flat base for minimum clearance applications. They can be panel mounted or left to free float. Offered in easy-to-cut standard 12-pole strips, they can also be ordered pre-cut with the required number of poles.

- Tubular screw clamp
- Panel mount or free float
- Housing material:
 - Polyamide 66/6
 - V-O flammability
- Color: opaque white
- Marking plates or factory imprinted application

HE1



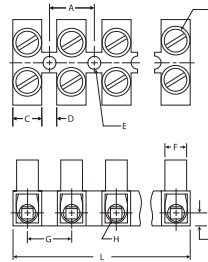
Flat base with wire protector

HE4



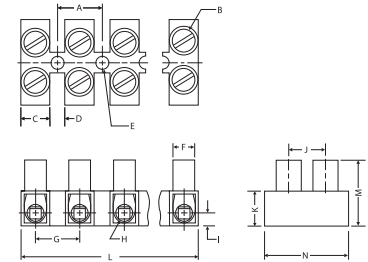
Flat base with wire protector

| | | | | |
|------------------------|-----------------------|-----------------|-----------------------|-----------------|
| Pole Spacing | 8 mm | | 10 mm | |
| Mounting Hole Diameter | 3 mm | | 3.6 mm | |
| Stripping Length | 5 mm | | 6 mm | |
| Approvals | | | | |
| Wire Range | 1-2.5 mm ² | 24-12 AWG | 2.5-4 mm ² | 24-10 AWG |
| Voltage Rating | 400 V | 300 V | 400V | 300 V |
| Current Rating | 6 A | 20 A | 10 A | 30 A |
| Torque | 0.5 Nm | 4.4 lb-in | 0.8 Nm | 7.0 lb-in |
| Other Approvals | | | | |
| No. of Poles | Cat. No. | Std. Pk. | Cat. No. | Std. Pk. |
| 2 | HE1WPR/02 | 100 | HE4WPR/02 | 100 |
| 3 | HE1WPR/03 | 100 | HE4WPR/03 | 100 |
| 4 | HE1WPR/04 | 100 | HE4WPR/04 | 100 |
| 5 | HE1WPR/05 | 100 | HE4WPR/05 | 100 |
| 6 | HE1WPR/06 | 50 | HE4WPR/06 | 50 |
| 7 | HE1WPR/07 | 50 | HE4WPR/07 | 50 |
| 8 | HE1WPR/08 | 50 | HE4WPR/08 | 50 |
| 9 | HE1WPR/09 | 50 | HE4WPR/09 | 50 |
| 10 | HE1WPR/10 | 50 | HE4WPR/10 | 50 |
| 11 | HE1WPR/11 | 50 | HE4WPR/11 | 50 |
| 12 | HE1WPR/12 | 50 | HE4WPR/12 | 50 |



Dimensions mm

| | |
|----------|------------------|
| A = 8.0 | H = Ø2.8 |
| B = M2.6 | I = 2.8 |
| C = 5.2 | J = 6.5 |
| D = 2.8 | K = 6.5 |
| E = Ø3 | L = 94 (12 pole) |
| F = Ø5 | M = 12.2 |
| G = 8.0 | N = 16.2 |



Dimensions mm

| | |
|----------|-------------------|
| A = 10.0 | H = Ø3.6 |
| B = M3 | I = 3.2 |
| C = 6.4 | J = 8.5 |
| D = 3.5 | K = 7.9 |
| E = Ø3.6 | L = 117 (12 pole) |
| F = Ø5.7 | M = 14.9 |
| G = 10.0 | N = 20.0 |

HE6



Flat base with wire protector

12 mm

4.2 mm

7 mm



4-6 mm²

20-10 AWG

400V

300 V

16 A

40 A

0.8 Nm

7.0 lb-in



| Cat. No. | Std. Pk. |
|-----------|----------|
| HE6WPR/02 | 100 |
| HE6WPR/03 | 100 |
| HE6WPR/04 | 100 |
| HE6WPR/05 | 100 |
| HE6WPR/06 | 50 |
| HE6WPR/07 | 50 |
| HE6WPR/08 | 50 |
| HE6WPR/09 | 50 |
| HE6WPR/10 | 25 |
| HE6WPR/11 | 25 |
| HE6WPR/12 | 25 |

HE10



Flat base with wire protector

15 mm

4.3 / 5.7 mm

8.5 mm



6-10 mm²

18-8 AWG

400V

300 V

25 A

50 A

1.2 Nm

10.6 lb-in



| Cat. No. | Std. Pk. |
|------------|----------|
| HE10WPR/02 | 50 |
| HE10WPR/03 | 50 |
| HE10WPR/04 | 50 |
| HE10WPR/05 | 50 |
| HE10WPR/06 | 25 |
| HE10WPR/07 | 25 |
| HE10WPR/08 | 25 |
| HE10WPR/09 | 25 |
| HE10WPR/10 | 10 |
| HE10WPR/11 | 10 |
| HE10WPR/12 | 10 |

HE16



Flat base with wire protector

15 mm

4.3 / 5.7 mm

8.5 mm



10-16 mm²

18-6 AWG

400 V

300 V

35-63 A

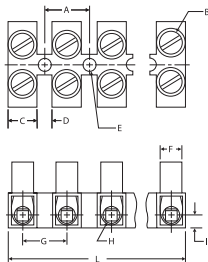
63 A

2.0 Nm

17.7 lb-in

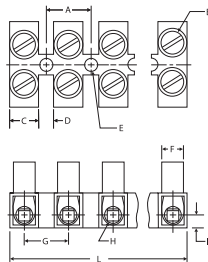


| Cat. No. | Std. Pk. |
|------------|----------|
| HE16WPR/02 | 50 |
| HE16WPR/03 | 50 |
| HE16WPR/04 | 50 |
| HE16WPR/05 | 50 |
| HE16WPR/06 | 25 |
| HE16WPR/07 | 25 |
| HE16WPR/08 | 25 |
| HE16WPR/09 | 25 |
| HE16WPR/10 | 10 |
| HE16WPR/11 | 10 |
| HE16WPR/12 | 10 |



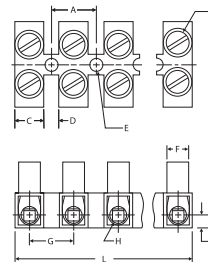
Dimensions mm

| | |
|----------|-------------------|
| A = 12.0 | H = Ø4.1 |
| B = M3.5 | I = 4.0 |
| C = 7.7 | J = 9.5 |
| D = 4.3 | K = 8.9 |
| E = Ø4.2 | L = 140 (12 pole) |
| F = Ø6.3 | M = 16.8 |
| G = 12.0 | N = 22.6 |



Dimensions mm

| | |
|--------------|-------------------|
| A = 15.0 | H = Ø5.0 |
| B = M4 | I = 4.8 |
| C = 9.3 | J = 11.3 |
| D = 5.7 | K = 11.6 |
| E = Ø4.3/5.7 | L = 175 (12 pole) |
| F = Ø8.2 | M = 21.9 |
| G = 15.0 | N = 25.1 |



Dimensions mm

| | |
|--------------|-------------------|
| A = 15.0 | H = Ø5.6 |
| B = M5 | I = 4.8 |
| C = 9.3 | J = 11.3 |
| D = 5.7 | K = 11.6 |
| E = Ø4.3/5.7 | L = 175 (12 pole) |
| F = Ø8.2 | M = 21.9 |
| G = 15.0 | N = 25.1 |