

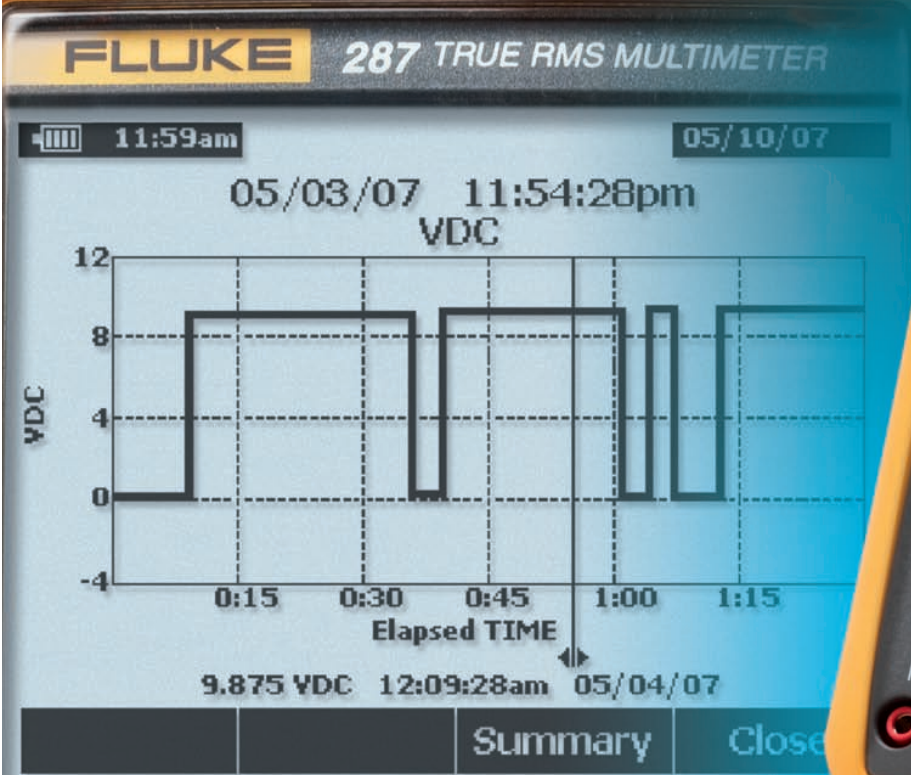



FLUKE®

Trendsetter.

Our most advanced DMM for the most demanding electronics professionals.

- Advanced.
- Precise.
- Accurate.
- Logging DMM with Trending.





The Fluke 287 True-rms Electronics Logging Multimeter with TrendCapture quickly documents design performance and shows you graphically what happened. With its unique logging and graphing capabilities, you no longer need to download logged readings to a PC to detect a trend. The Fluke 287 packs more accuracy and convenience into a handheld multimeter than ever before, putting more problem solving power in your hands. It is the ultimate handheld tool for demanding applications that require high-precision.

The Fluke 287 includes all the high-end digital multimeter capabilities you'd expect from a Fluke tool plus:

- **Large 50,000 count, 1/4 VGA display** with white backlight for fast, accurate viewing
- **Logging Function with TrendCapture** is an essential tool for documenting the performance of your designs, processes or systems, monitoring unattended while you work on other projects. It plots measurements as a single line to help detect signal anomalies over time, storing up to 10,000 readings. Using on-board TrendCapture, you can graphically view logged readings without a PC. (Software and interface cable optional)
- **Log multiple sessions or log data continuously for over 200 hours**
- **Soft keys, scroll buttons** and easy navigation control access to secondary functions. Create custom displays, too
- **"I" button** gives you instant access to on-board help screens for every measurement function. Unsure about a function? Select it and Press the "I" button for more information
- **Saved measurements** allow you to name and recall measurements made in the field
- **Real time clock** for automatic time stamping of saved readings
- **Field upgradeable and expandable** meter lets you stay current as new capabilities are added
- **Multi-lingual interface**
- **Event and trend recording.** Helpful for troubleshooting intermittent problems or profiling loads

TrendCapture displays V dc logged date

Measure Peak & Crest Factor

Close - Closes the function and mode menu.


⚡ Indicates the presence of hazardous voltage (300V) on the Meter's input.

▬▬▬ Bargraph - An analog display of the input signal with zero at the left and maximum range value to the right.

LDN Indicates a low pass filter is applied to the input of the Meter, filtering out signals ...

"I" button provides instant on-screen help

0.025 % basic dc accuracy allows you to measure with confidence.



FlukeView Forms software compatible with built-in IR Port

Simple user-defined interface to save, name, & recall measurements

"Softkey" interface dramatically enhances ease of use

"I" button on-board help

Transfer data to PC using optional cable and FlukeView Forms Software



Specifications:	Function	Range and Resolution	Basic Accuracy
DC Volts	50.000 mV, 500.00 mV, 5.0000 V, 50.000 V,		0.025 %
AC Volts	500.00 V, 1000.0V		0.4 % (true-rms)
DC Current	500.00 µA, 5000.0 µA, 50.000 mA, 400.00 mA,		0.15 %
AC Current	5.0000 A, 10.000 A		0.7 % (true-rms)
Temperature (excluding probe)	-200.0 °C to 1350.0 °C (-328.0 °F to 2462.0 °F)		1.0 %
Resistance	500.00 Ω, 5.0000 kΩ, 50.000 kΩ, 500.00 kΩ, 5.0000 MΩ, 50.00 MΩ, 500.0 MΩ		0.05 %
Capacitance	1.000 nF, 10.00 nF, 100.0 nF, 1.000 µF, 10.00 µF, 100.0 µF, 1000 µF, 10.00 mF, 100.00 mF		1.0 %
Frequency	99.999 Hz, 999.99 Hz, 9.9999 kHz, 99.999 kHz, 999.99 kHz		0.005 %

For more detailed specifications go to www.fluke.com/287



For industrial professionals, the new Fluke 289 True-rms Industrial Logging Multimeter with TrendCapture maximizes plant productivity.



Models	Fluke 287	Fluke 289
Bandwidth: 100 kHz	•	•
Voltage: 1000 V (0.01 mV to 1000.0 V)	•	•
Current: 10 A (0.01 A to 10 A)	•	•
Resistance: 500 MΩ (0.01 Ω to 500 MΩ)	•	•
Continuity/Diode	•	•
Conductance: 0.01 nS to 50.00 nS (20 MΩ to 100 GΩ)	•	•
Capacitance: 1 pF to 100mF (0.001 nf to 100.00mF)	•	•
Frequency 1 MHz (0.1 Hz to 999.99kHz)	•	•
Min/Max/Average, Hold, Auto and Manual Range	•	•
Temperature: -200 °C to +1350 °C (Display °C or °F)	•	•
(dBm), Selectable References or (dBV)	•	•
Peak/Crest Factor 250 μs Peak Min or Max (From 1.0 to 4.0)	•	•
Duty Cycle: 1 % to 99 %	•	•
Low Pass Filter	N/A	•
Resistance Low Ohm: (0.001 Ω to 50.000 Ω 10 mA source)	N/A	•
Lo Z	N/A	•

Ordering information:

- Fluke-287 True-rms Electronics Logging Multimeter with TrendCapture
- Fluke-289 True-rms Industrial Logging Multimeter with TrendCapture
- Fluke-289/FVF Logging Multimeter Combo Kit

Recommended Accessories

A wide array of accessories is available to help you maximize the productivity of the Fluke 287 but the following are essential for most users.



FlukeView® Forms Software and Cable



TLK287 Electronic Test Lead Kit



C781 Soft Meter Case



TL910 Electronic Test Probes

For more information on how the Fluke 287 True-rms Electronics Logging Multimeter with TrendCapture can help you on the job, go to www.fluke.com/287.

New! Fluke 289 FlukeView® Forms Combo Kit



Maximize productivity with the combined Fluke 289 and FlukeView Forms Software Combo Kit. With built in data logging and TrendCapture capability, the Fluke 289 helps you track down elusive, intermittent problems, monitoring equipment with any of its functions while you do other jobs. Overlay your logged data from six meters or six time periods to find cause and effect relationships or for condition monitoring applications in FVF software. Turn your data into meaningful graphs and tables for a professional report. The Fluke 289/FVF combo kit gives you a practical and affordable approach to predictive maintenance.

Fluke. Keeping your world up and running.®

Fluke Corporation
PO Box 9090, Everett, WA USA 98206

Fluke Europe B.V.
PO Box 1186, 560 2 BD
Eindhoven, The Netherlands

For more information call:
In the U.S.A. (800) 443-5853 or
Fax (425) 446-5116
In Europe/M-East/Africa +31 (0) 40 2675 200 or
Fax +31 (0) 40 2675 222
In Canada (800)-36-FLUKE or
Fax (905) 890-6866
From other countries +1 (425) 446-5500 or
Fax +1 (425) 446-5116
Web access: <http://www.fluke.com/IAQ>

©2007 Fluke Corporation. All rights reserved.
Specifications subject to change without notice.
Printed in U.S.A. 7/2007 3032971 D-EN-N Rev A