



# ETA-USA

## HIGH QUALITY SWITCHING POWER SUPPLIES

AC/DC MEDICAL GRADE  
SWITCHING DESKTOP ADAPTER  
POWER SUPPLY WITH PFC  
SINGLE OUTPUT / UNIVERSAL RANGE INPUT  
200 WATTS

### MTE200-xSX-W-C2 Series



Dimension: L188.5×W104.5×H60mm



#### General Description

#### Features

1. High Reliability
2. 100% BURN-IN Tested
3. 100% Hi-Pot tested
4. Safety Approvals, EMC compliance
5. 40mm cooling fan
6. AC input: IEC 320-C14 Inlet
7. Meet CEC & Energy Star level IV requirements
8. Green functions+ No load power consumption <.5 W

#### Input

**Input Voltage Range:** 90-264VAC

**Frequency:** 47-63Hz

**Input Current (rms):** 3A @ 90Vac;  
1.5A@ 264Vac max.

**Power Factor:** >0.9 (115VAC100%Load)

**Efficiency :** >87% @ full load,  
115VAC

Output Characteristic	Unit	Models						
		MTE200-12SX-F-W-C2	MTE200-16SX-F-W-C2	MTE200-19SX-F-W-C2	MTE200-20SX-F-W-C2	MTE200-24SX-F-W-C2	MTE200-36SX-F-W-C2	MTE200-48SX-F-W-C2
Output Voltage	Vdc	12	16	19	20	24	36	48
Output Current	A	16.66	12.5	10.53	10	8.33	5.56	4.17
Power	W	200						
O/P Regulation		±5%						
Ripple & Noise(max)*3	mVpp	240	300	300	300	300	300	300
Rise up time	mS	>16ms typical at full load @ 115VAC						

\* Peak-to-peak with 20MHz bandwidth with a tantalum 10uF in parallel with a 0.1uF ceramic capacitor.



ETA USA  
16170 Vineyard Blvd. Suite 180, Morgan Hill, CA 95037  
Phone: 1-800-ETA-POWR, (408) 778-2793 Fax: (408) 779-2753

Visit us at: [www.eta-usa.com](http://www.eta-usa.com)  
email at: [sales@eta-usa.com](mailto:sales@eta-usa.com)



# ETA-USA

## HIGH QUALITY SWITCHING POWER SUPPLIES

<b>Environmental Specification</b>	
Operating Temperature	0 to +40°C
Storage Temperature	-10 to +85°C
MTBF demonstrated	>80'000 hours at full load and 25 °C ambient temperature
Humidity	20%~90%
<b>Environmental Agencies</b>	
Safety Standards	UL 60601 -1 CSA 22.2-No.60601-1 TUV EN60601-1 CB IEC 60601-1
EMC Standards	FCC PART 18 Class B, EN60601-1-2 Class B, CE, EN55011 CLASS B
<b>Protection</b>	
Short circuit protection	Auto Recover
Over Load Protection	Auto Recover
Over Voltage Protection	LATCH, AC Recycle
<b>Mechanical</b>	
Dimension [mm]: L188.5×W104.5×H60mm	
AC Input : IEC 320-C14	



ETA USA

16170 Vineyard Blvd. Suite 180, Morgan Hill, CA 95037  
Phone: 1-800-ETA-POWR, (408) 778-2793 Fax: (408) 779-2753

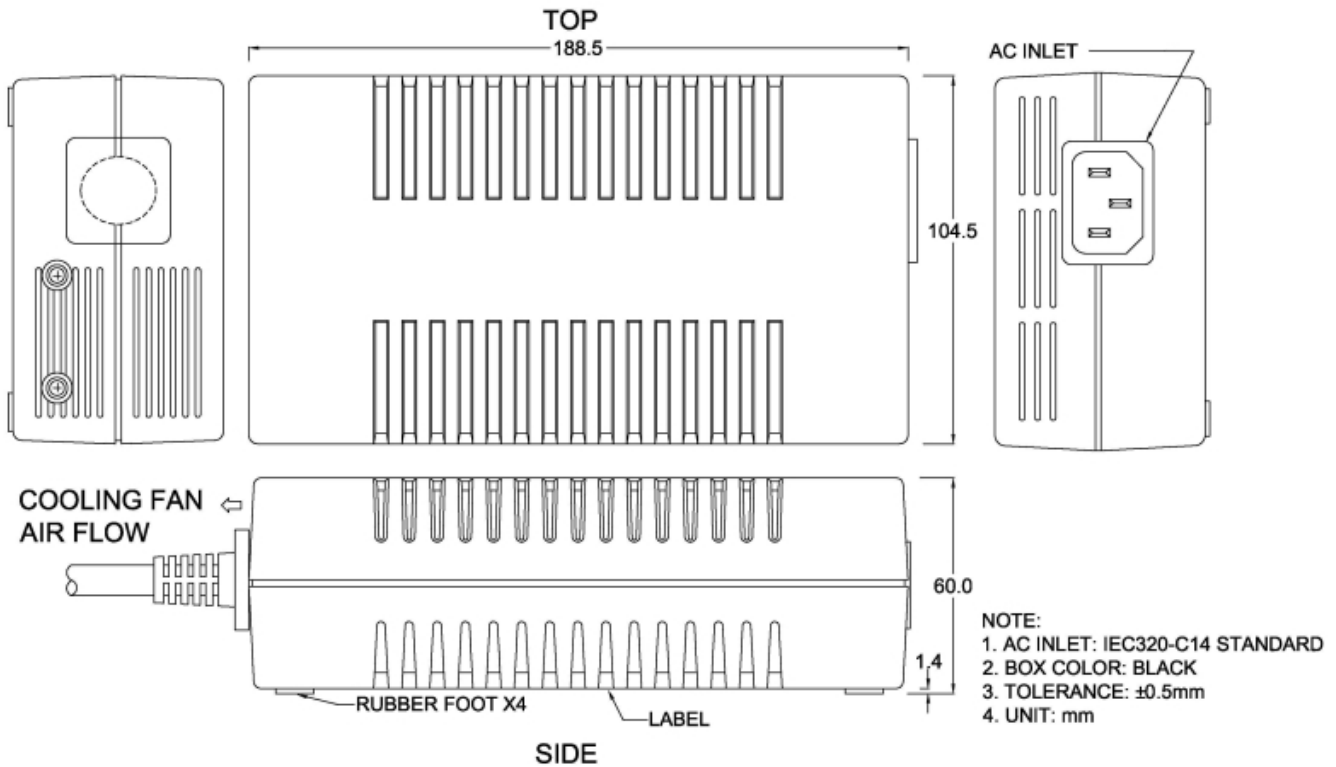
Visit us at: [www.eta-usa.com](http://www.eta-usa.com)  
email at: [sales@eta-usa.com](mailto:sales@eta-usa.com)



# ETA-USA

HIGH QUALITY SWITCHING POWER SUPPLIES

## DIMENSION DIAGRAM (mm)



ETA USA

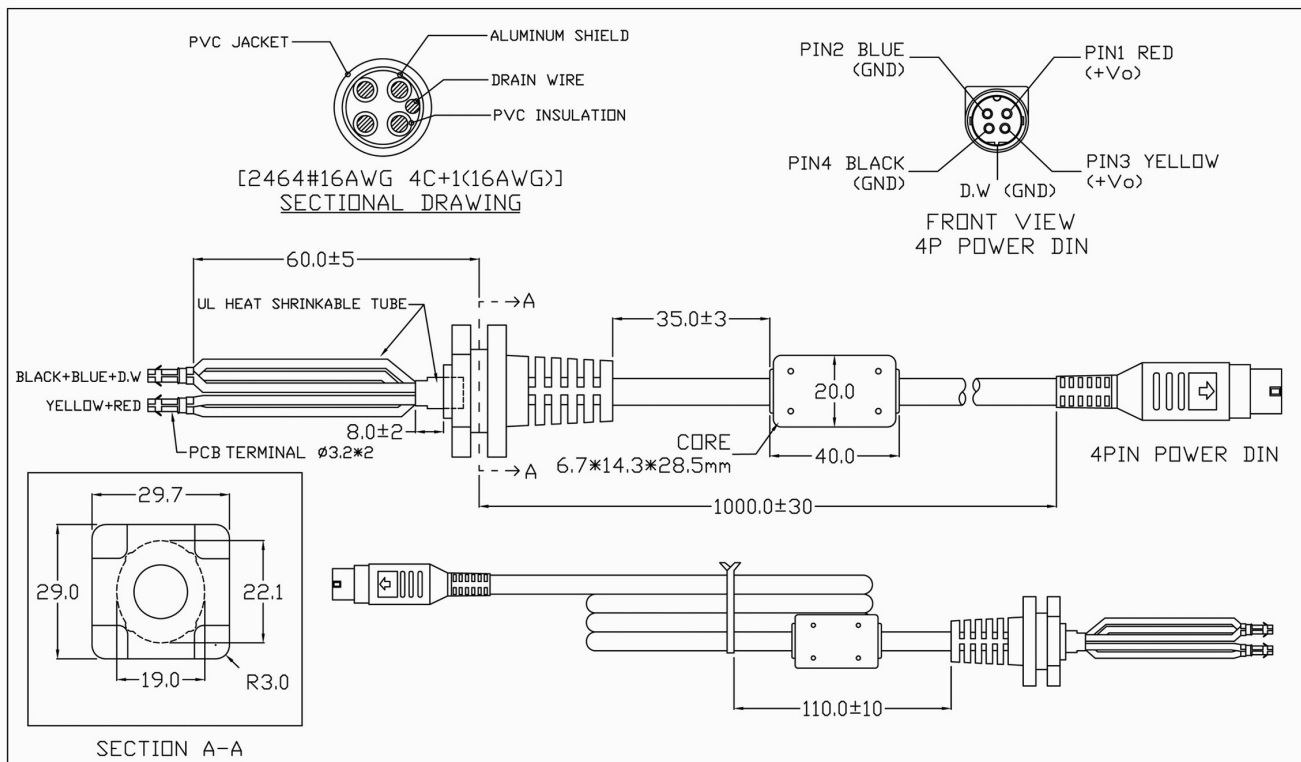
16170 Vineyard Blvd. Suite 180, Morgan Hill, CA 95037  
Phone: 1-800-ETA-POWR, (408) 778-2793 Fax: (408) 779-2753

Visit us at: [www.eta-usa.com](http://www.eta-usa.com)  
email at: [sales@eta-usa.com](mailto:sales@eta-usa.com)



# ETA-USA

## HIGH QUALITY SWITCHING POWER SUPPLIES



ETA USA

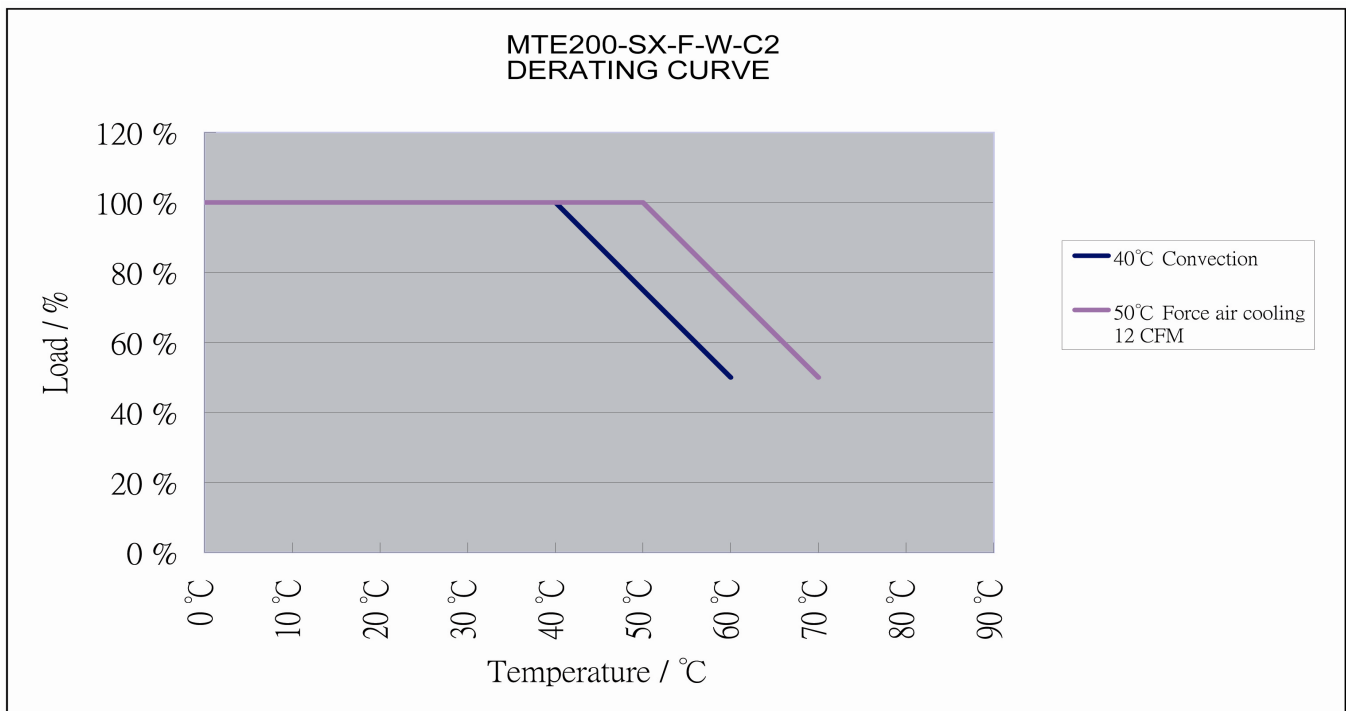
16170 Vineyard Blvd. Suite 180, Morgan Hill, CA 95037  
Phone: 1-800-ETA-POWR, (408) 778-2793 Fax: (408) 779-2753

Visit us at: [www.eta-usa.com](http://www.eta-usa.com)  
email at: [sales@eta-usa.com](mailto:sales@eta-usa.com)



# ETA-USA

HIGH QUALITY SWITCHING POWER SUPPLIES



ETA USA  
16170 Vineyard Blvd. Suite 180, Morgan Hill, CA 95037  
Phone: 1-800-ETA-POWR, (408) 778-2793 Fax: (408) 779-2753

Visit us at: [www.eta-usa.com](http://www.eta-usa.com)  
email at: [sales@eta-usa.com](mailto:sales@eta-usa.com)