

- Features :
- 2:1 wide input range
 - Protections: Short circuit / Overload / Over voltage
 - 1500VAC I/O isolation
 - Built-in EMI filter, low ripple noise
 - 100% full load burn-in test
 - 24V and 48V input voltage design refer to LVD
 - Low cost
 - High reliability
 - 2 years warranty

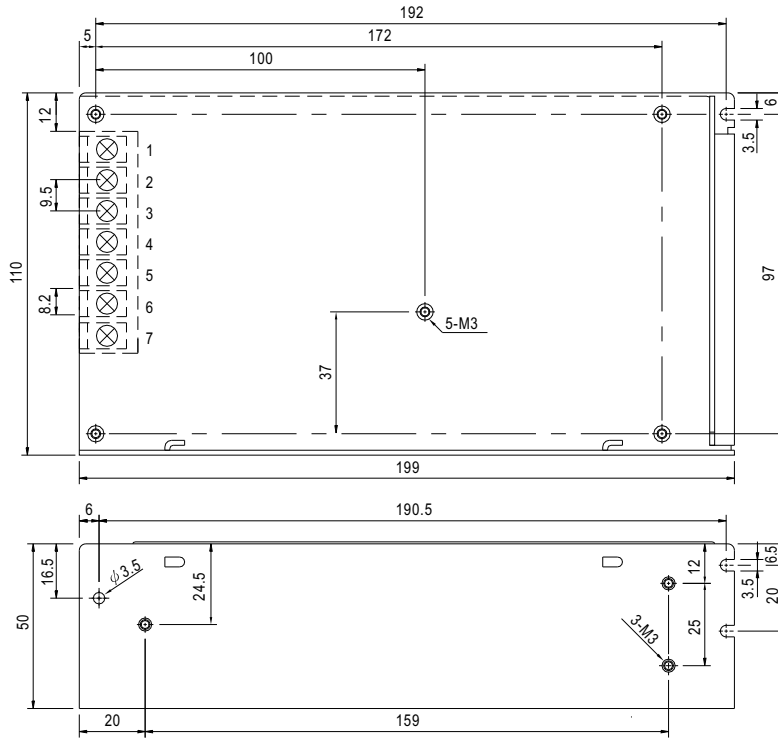
CB (for D type only) **CE**

SPECIFICATION

MODEL	SD-150B-12	SD-150C-12	SD-150D-12	SD-150B-24	SD-150C-24	SD-150D-24	
OUTPUT	DC VOLTAGE	12V		24V			
	RATED CURRENT	12.5A		6.3A			
	CURRENT RANGE	0 ~ 12.5A		0 ~ 6.3A			
	RATED POWER	150W		151.2W			
	RIPPLE & NOISE (max.) Note.2	120mVp-p		150mVp-p			
	VOLTAGE ADJ. RANGE	11 ~ 16VDC		23 ~ 30VDC			
	VOLTAGE TOLERANCE Note.3	±1.0%		±1.0%			
	LINE REGULATION	±0.5%		±0.3%			
	LOAD REGULATION	±0.5%		±0.3%			
SETUP, RISE TIME	2s, 50ms(only D mode) at full load						
HOLD UP TIME (Typ.)	24ms(only D mode) at full load						
INPUT	VOLTAGE RANGE	B:19 ~ 36VDC C:36 ~ 72VDC		D:72 ~ 144VDC or 85 ~ 132VAC			
	EFFICIENCY (Typ.)	75%	77%	79%	77%	80%	82%
	DC CURRENT (Typ.)	6.8A/24V	3.4A/48V	2.7A/96V	6.8A/24V	3.4A/48V	2.7A/96V
	INRUSH CURRENT (Typ.)	D:22.5A/96VDC					
	LEAKAGE CURRENT	<0.75mA / 120VAC (SD-150D)					
PROTECTION	OVERLOAD	105 ~ 135% rated output power Protection type : Hiccup mode, recovers automatically after fault condition is removed					
	OVER VOLTAGE	16.8V ~ 20V/10% LOAD			31.5 ~ 37.5V/10% LOAD Protection type : Hiccup mode, recovers automatically after fault condition is removed		
ENVIRONMENT	WORKING TEMP.	-10 ~ +60°C (Refer to output load derating curve)					
	WORKING HUMIDITY	20 ~ 90% RH non-condensing					
	STORAGE TEMP., HUMIDITY	-20 ~ +85°C, 10 ~ 95% RH					
	TEMP. COEFFICIENT	±0.03%/°C (0 ~ 50°C)					
	VIBRATION	10 ~ 500Hz, 2G 10min./1cycle, 60min. each along X, Y, Z axes					
SAFETY & EMC (Note 4)	SAFETY STANDARDS	IEC60950-1 CB approved by TUV (for D type only)					
	WITHSTAND VOLTAGE	I/P-O/P:1.5KVAC I/P-FG:1.5KVAC O/P-FG:0.5KVAC					
	ISOLATION RESISTANCE	I/P-O/P, I/P-FG, O/P-FG:100M Ohms / 500VDC / 25°C / 70% RH					
	EMI CONDUCTION & RADIATION	Compliance to EN55022 (CISPR22) Class B					
OTHERS	EMS IMMUNITY	Compliance to EN61000-4-2,3,4,6,8; ENV50204, light industry level, criteria A					
	MTBF	296.2K hrs min.(SD-150B)	289.9K hrs min.(SD-150C)	289K Hrs min.(SD-150D)	MIL-HDBK-217F (25°C)		
	DIMENSION	199*110*50mm (L*W*H)					
NOTE	PACKING	0.86Kg; 16pcs/14.5Kg/0.95CUFT					
	<p>1. All parameters NOT specially mentioned are measured at 24,48,96VDC input, rated load and 25°C of ambient temperature. 2. Ripple & noise are measured at 20MHz of bandwidth by using a 12" twisted pair-wire terminated with a 0.1uf & 47uf parallel capacitor. 3. Tolerance : includes set up tolerance, line regulation and load regulation. 4. The power supply is considered a component which will be installed into a final equipment. The final equipment must be re-confirmed that it still meets EMC directives.</p>						

Mechanical Specification

Case No. 906 Unit:mm



Terminal Pin No. Assignment

Pin No.	Assignment	Pin No.	Assignment
1,2	INPUT ※	4,5	DC OUTPUT -V
3	FG \perp	6,7	DC OUTPUT +V

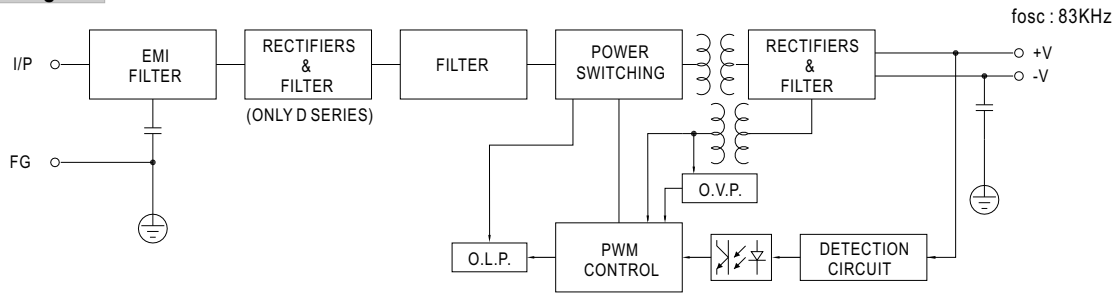
※ SD-150B,C

Pin No.	Assignment
1	DC INPUT V+
2	DC INPUT V-

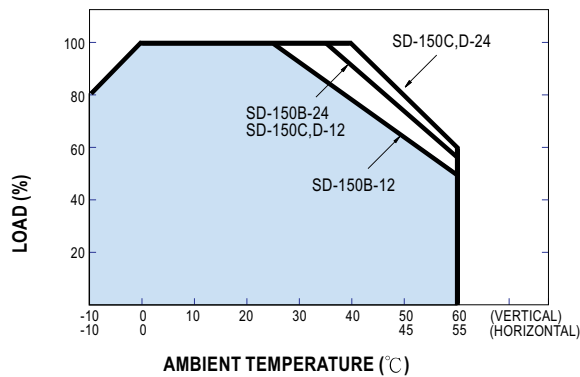
※ SD-150D

Pin No.	Assignment
1,2	AC/DC INPUT

Block Diagram



Derating Curve



Static Characteristics (24V)

