



ETA-USA

HIGH QUALITY SWITCHING POWER SUPPLIES


DC/DC SWITCHING POWER SUPPLY

DC INPUT 5, 12/24, 24/48

SINGLE & DUAL OUTPUT

SMALL SIZE, HIGH EFFICIENCY, LOW COST

3 WATTS



OTQ SERIES		DC INPUT: 5V					
Input Characteristic		OTQ05SC05	OTQ12SC05	OTQ15SC05	OTQ24SC05	OTQ22WC05	OTQ23WC05
Rated Voltage	DC[V]	5	5	5	5	5	5
Input Range	DC[A]	4 ~ 8					
Inrush Current	[A]	No Regulation					
Input Current [Hz]							
at No Load	[mA]Typ.	45	65	60	64	64	63
at Rated Load	[mA]Typ.	684	843	800	821	854	810
Input Leak Voltage	[mVp-p]Typ.	600	600	600	600	600	600
Efficiency	[%]Typ. *1	73	74	75	76	73	74

*1. at Rated Input and Output , 25°C

OTQ SERIES		DC INPUT: 12/24V											
Input Characteristic		OTQ05SC1224		OTQ12SC1224		OTQ15SC1224		OTQ24SC1224		OTQ22WC1224		OTQ23WC1224	
Rated Voltage	DC[V]	12	24	12	24	12	24	12	24	12	24	12	24
Input Range	DC[A]	8 ~ 32											
Inrush Current	[A]	No Regulation											
Input Current [Hz]													
at No Load	[mA]Typ.	22	23	22	22	25	24	31	29	26	26	29	28
at Rated Load	[mA]Typ.	324	171	329	173	308	164	317	168	329	178	312	166
Input Leak Voltage	[mVp-p]Typ.	500	300	500	300	500	300	500	300	500	300	500	300
Efficiency	[%]Typ. *1	77	71	80	75	81	76	81	76	79	74	80	76

*1. at Rated Input and Output , 25°C

OTQ SERIES		DC INPUT: 24/48V											
Input Characteristic		OTQ05SC2448		OTQ12SC2448		OTQ15SC2448		OTQ24SC2448		OTQ22WC2448		OTQ23WC2448	
Rated Voltage	DC[V]	24	48	24	48	24	48	24	48	24	48	24	48
Input Range	DC[A]	18 ~ 72											
Inrush Current	[A]	No Regulation											
Input Current [Hz]													
at No Load	[mA]Typ.	9	11	12	14	13	16	16	18	15	17	16	17
at Rated Load	[mA]Typ.	160	82	162	86	154	83	158	86	164	89	154	84
Input Leak Voltage	[mVp-p]Typ.	400	400	400	400	400	400	400	400	400	400	400	400
Efficiency	[%]Typ. *1	78	72	80	74	82	75	82	75	79	73	80	74

*1. at Rated Input and Output , 25°C



ETA USA

16170 Vineyard Blvd. Suite 180, Morgan Hill, CA 95037

Phone: 1-800-ETA-POWER, (408) 778-2793 Fax: (408) 779-2753

Visit us at: www.eta-usa.com

email at: sales@eta-usa.com



ETA-USA

HIGH QUALITY SWITCHING POWER SUPPLIES

Output Characteristic									
Rated Output Voltage [V]	5	12	15	24	+12	-12	+15	-15	
Rated Output Current [A]	0.5	0.26	0.2	0.13	0.13	0.13	0.10	0.10	
Voltage Tolerance *2 ± [mV]Max.	150	360	450	720	360	360	450	450	
Ripple and Noise *3 [mV]Max.	100								
Regulation									
a.Line Reg. [mV]Max.	25	60	75	120	60	60	75	75	
b.Dynamic Line Reg.*4 [mV]Max.	200	480	600	960	600	600	750	750	
c.Load Reg. [mV]Max.	25	60	75	120	60	60	75	75	
Cross Reg. [mV]Max.					1200	1200	1500	1500	
d.Temp.Coefficient	0.03 [%/°C]Max.								
e.Dirift [mV]Max.	40	75	90	135	75	75	90	90	
f.Dynamic Load Reg. [mV]Max.	200	480	600	960	600	600	750	750	
f.Dynamic Load Reg. [mV]Max.	20								
Rise up Time [mS]Max.	10								
Hold up Time [mS]Min.	No Regulation								
Attached Function									
Over Current Protection	Built In								
Over voltage Protection	Not Available								
Remote Sense	Not Available								
Output Voltage Trimming	Not Available								
Input Fuse	Built In (2[A])								
Environment									
Operating Temperature	-20<ta≤70 [°C] (Rated Output)/70<Ta≤80 (Decrease Output Current [3.5% / °C])								
Operating Humidity	20 ~90 [%RH]								
Storage Temperature	-20 ~ 85 [°C]								
Storage Humidity	20 ~ 90 [%RH]								
Withstanding Voltage	Primary - Secondary AC500 [V] ,1Min.								
Isolation Resistance	Primary - Secondary 100MΩ (at DC500 [V])								
Input-Output Capacitar	None								
Vibration	5~10 [Hz] 10 [mm] ,10~55 [Hz] 19.6 [m/S2] 20minute/cycle X,Y,Z Each Axes 0.5 [h]								
Shock	294 [m/S2]								
Cooling	Convection Cooling								
Weight [g]	5								
MTBF [H] By EIAJ RCR9102	1.600.000				1.430.000				
Frequency [kHz]Typ.	150K~1M [Hz] (at input 8~32[V], Output 0~100 [%])								
Dimension	9 (W) X 36 (D) X 19.5 (H)								

*2. WC type at same load each channel.

*3. DC~100 [MHz] by Byonet probe

*4. at Rated Output Input quick change 4V ↔8V / 8V ↔32V / 18V ↔72V



ETA USA
16170 Vineyard Blvd. Suite 180, Morgan Hill, CA 95037
Phone: 1-800-ETA-POWER, (408) 778-2793 Fax: (408) 779-2753

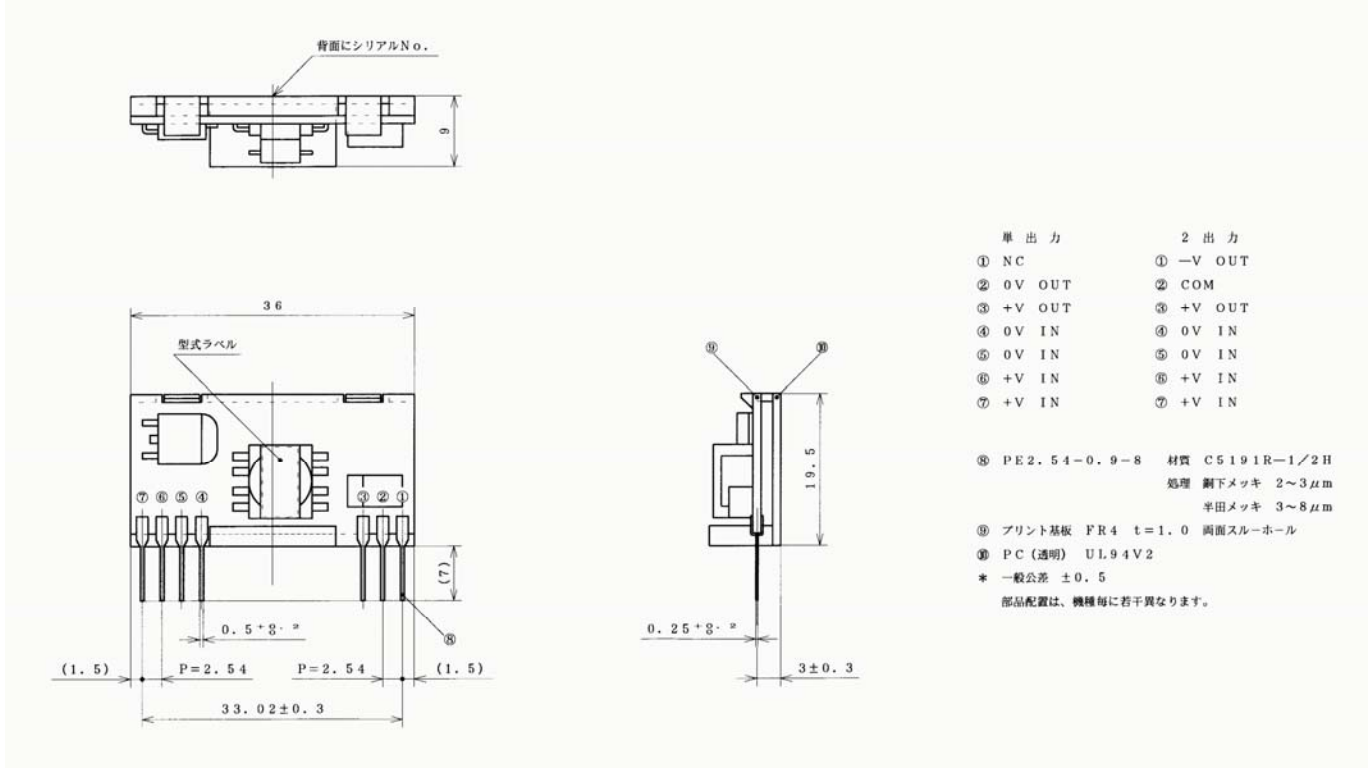
Visit us at: www.eta-usa.com
email at: sales@eta-usa.com



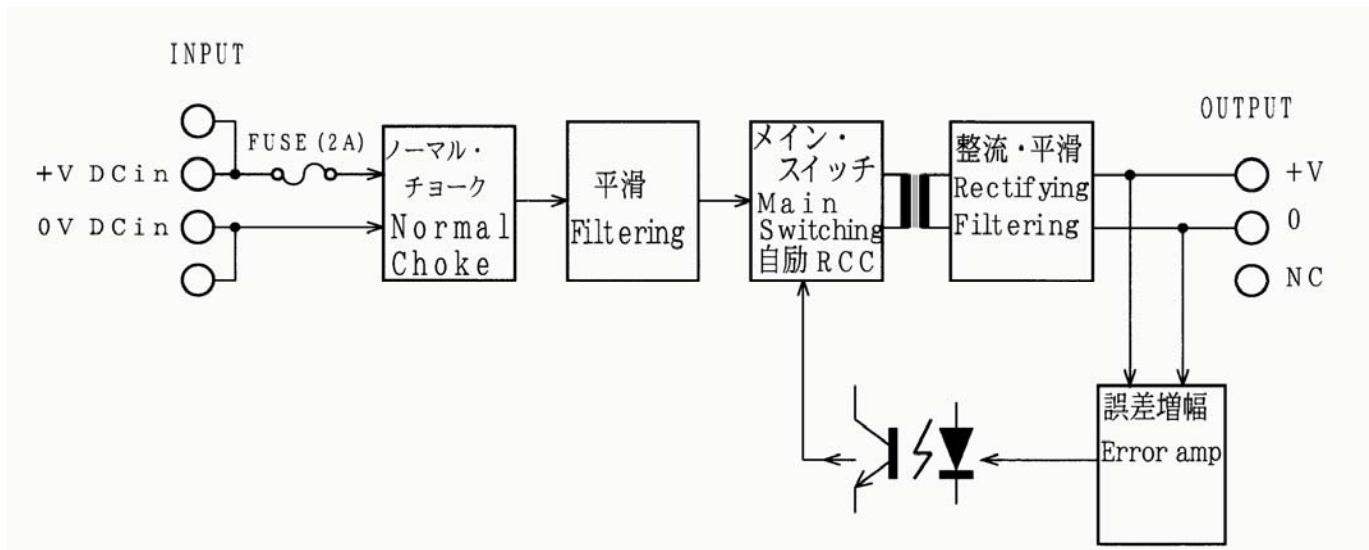
ETA-USA

HIGH QUALITY SWITCHING POWER SUPPLIES

OUTLINE DRAWING



OUTLINE DRAWING



ETA USA
16170 Vineyard Blvd. Suite 180, Morgan Hill, CA 95037
Phone: 1-800-ETA-POWER, (408) 778-2793 Fax: (408) 779-2753

Visit us at: www.eta-usa.com
email at: sales@eta-usa.com