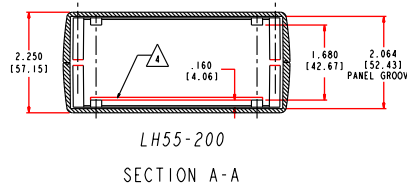
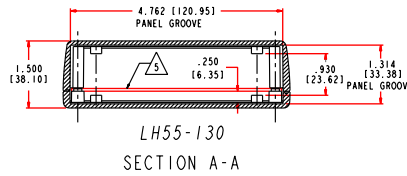
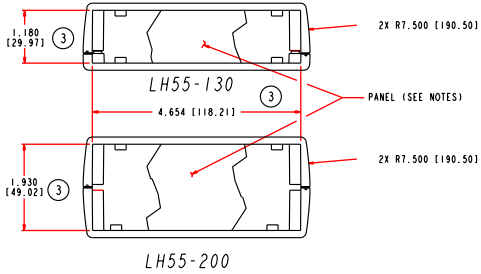


NOTES:

PANEL SIZE: (FRONT AND REAR)
 LH55-130 1.307±.005 [33.20±0.13] H X 4.750±.005 [120.65±0.13] W
 X .062±.005 [1.57±0.13] THK., IN PANEL GROOVE AREA.
 LH55-200 2.057±.005 [53.25±0.13] H X 4.750±.005 [120.65±0.13] W
 X .062±.005 [1.57±0.13] THK., IN PANEL GROOVE AREA.

- ① EXTERIOR INSERT AREA, FOR IN MOLD MODIFICATION. TYPICAL ON TOP AND BOTTOM COVERS.
- ② INTERIOR INSERT AREA, FOR IN MOLD MODIFICATION. TYPICAL ON TOP AND BOTTOM COVERS.
- ③ USABLE PANEL AREA.

△ P.C. CARDS 0 [120.65] L X 4.000 [101.60] W .062±.005 [1.57±0.13] THK.
 ▽ P.C. CARD 4.750 [120.65] L X 4.700 [120.65] W .062±.005 [1.57±0.13] THK.



PACINTEC®

LH55-130 & LH55-200
 www-pactecenclosures.com
 1-610-361-4231

71910-00 REV F 7/05 SIDE 2