

Magnetic Proximity Sensors



- ▶ [Back To Main Products Page](#)
- ▶ [Sensor News](#)
- ▶ [Sensor FAQs](#)
- ▶ [Operating a Speed Sensor](#)
- ▶ [Operating a Reed Sensor](#)
- ▶ [Technical Articles](#)
- ▶ [Find a Rep](#)
- ▶ [Ask a Question](#)
- ▶ [Application Help](#)
- ▶ [Request a Sample](#)
- ▶ [Request a Catalog](#)

Search Site


Check Distributor Stock

COMMERCIAL-GRADE MAGNETIC SENSORS

Solid State, magnetic proximity sensors in adjustable threaded housing.

- Anodized Aluminum Housing
- High-Speed Capability
- Sourcing or Open Collector Output
- South Pole Sensitive
- M12 Integral Connector Meets IEC 60947-5-2
- Wire Insulation Material: Polyolefin

MP1005



[download PDF](#)

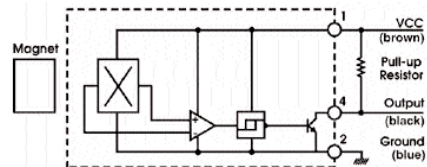
MP1005 SPECIFICATIONS

Part #	Operating Voltage Range (VDC)	Supply Current mA max	Output	Output Saturation Voltage mV max	Output Current mA max	Operate Temp Range, °C	Storage Temp Range, °C	Operate Point, gauss (max)	Release Point, gauss (min)	Housing	Leads	Connector
MP100501	4.75 to 24	12	3-wire sink	700	25	-40 to 105	-40 to 105	300	60	Alum (red)		12mm circular
MP100502	4.75 to 24	12	3-wire sink	700	25	-40 to 125	-40 to 125	300	60	Alum (red)	20 AWG x 1m BBB	
MP100503	4.75 to 24	16	3-wire source	Vcc-200 min	25	-40 to 105	-40 to 105	300	60	Alum (red)		12mm circular
MP100504	4.75 to 24	16	3-wire source	Vcc-200 min	25	-40 to 125	-40 to 125	300	60	Alum (red)	20 AWG x 1m BBB	
MP100701	4.75 to 24	12	3-wire sink	700	25	40 to 125	40 to 125	300	60	Alum (black)	20 AWG x 1m BBB	

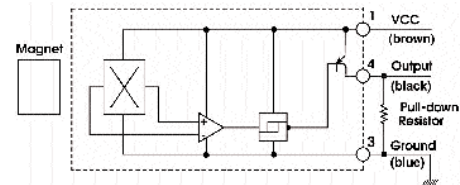
Interface recommendations

Notes: For sensors with integral connectors, mating cordsets are available from Cherry. Request Part Number AS000203 for a straight female connector or AS000204 for a right-angle female connector.

OPEN COLLECTOR SINKING BLOCK DIAGRAM



SOURCING BLOCK DIAGRAM



DIMENSIONS

