


Sensors Linear Type

RDC10 Series



High precision space-saving design contributes to reduce size and weight of the set.



Features

- High-precision linearity is attained by high-precision printing technology.
- Light operation force contributes to reduce torque load in motor driven mode.

Applications

- For detecting feedback from motor drive units in digital camcorders and CD changers, MD changers
- For detecting various types of size in copy machines, multifunctional printers and projectors

Rotary Potentiometers

Slide Potentiometers

Multi Control Devices

Sensors

Typical Specifications

Items	Specifications
Rating voltage	5V DC
Operating force	0.25N max.
Operating life	200,000cycles
Total resistance	10kΩ
Total resistance tolerance	±30%

Rotary Type

Linear Type

Recommended Products List

Travel (mm)	Linearity (Independent)	Length of lever (mm)	Length of terminal (mm)	Minimum packing unit (pcs.) ※	Model No.
14	±0.5%	4.5	2	2,400	RDC1014A09
22				2,100	RDC1022A05
32				900	RDC10320RB
47		4.4		1,000	RDC1047A03

Note

※ For the switch attached, inner axis of the single-shaft or the dual-shaft type can be chosen. Please place purchase order per minimum packing unit. Please contact us for export packing details.

Refer to P.200 for product varieties.
Refer to P.201 for product specifications.


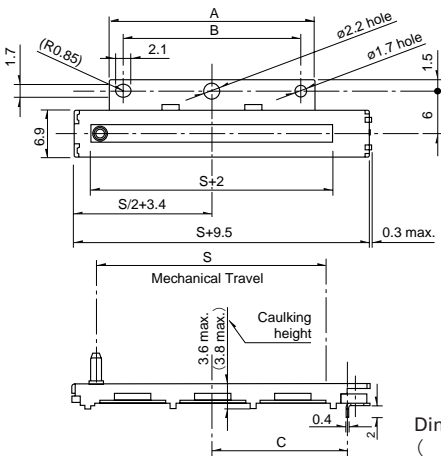
Rotary Potentiometers
 Slide Potentiometers
 Multi Control Devices

Sensors

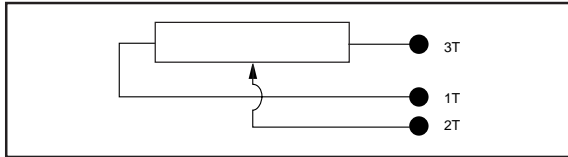
Rotary Type
Linear Type

Dimensions

Unit:mm

Photo	Style																									
	 <table border="1" data-bbox="1112 504 1396 651"> <thead> <tr> <th>Dimension</th> <th>S</th> <th>A</th> <th>B</th> <th>C</th> </tr> </thead> <tbody> <tr> <td>RDC1014</td> <td>14</td> <td>19</td> <td>15</td> <td>10</td> </tr> <tr> <td>RDC1022</td> <td>22</td> <td>19</td> <td>15</td> <td>14</td> </tr> <tr> <td>RDC1032</td> <td>32</td> <td>29</td> <td>25</td> <td>19</td> </tr> <tr> <td>RDC1047</td> <td>47</td> <td>37</td> <td>33</td> <td>26.5</td> </tr> </tbody> </table> <p>Dimensions surrounded by parentheses () are applicable to RDC1047 only.</p>	Dimension	S	A	B	C	RDC1014	14	19	15	10	RDC1022	22	19	15	14	RDC1032	32	29	25	19	RDC1047	47	37	33	26.5
Dimension	S	A	B	C																						
RDC1014	14	19	15	10																						
RDC1022	22	19	15	14																						
RDC1032	32	29	25	19																						
RDC1047	47	37	33	26.5																						

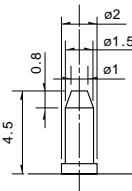
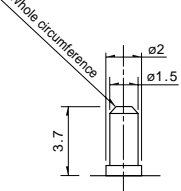
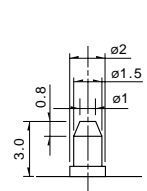
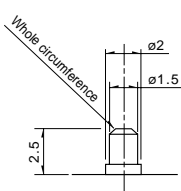
Circuit Diagram



Product Varieties

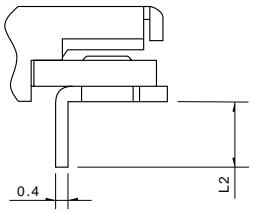
In addition to the recommended products, the following specifications can also be accommodated.

Lever Variety * Size in () are applicable to RDC1047 only. Unit:mm

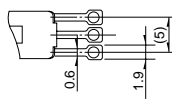
Length	4.5 (4.4)	3.7 (3.6)	3 (2.9)	2.5 (2.4)
Dimensions				

Terminal Variety

For printed wiring Unit:mm

Dimensions				
Length L2	1.5	2	4	5.5

For lead wiring Unit:mm

Dimensions	
------------	---

Note

marked are specifications recommended by ALPS.

Products Specifications

Items	Type Model	Rotary type					Linear type	
		RDC40	RDC501	RDC502	RDC503	RDC506	RDC80	RDC10
		Multiple turns	Horizontal type	Vertical type	Reflow type	Reflow type (Thin shape)	Reflow type	
Operating temperature range		-30°C to +80°C	-40°C to +120°C				-30°C to +85°C	
Electric performance	Total resistance tolerance	±30%						
	Resistance taper	Linear						
	Rated voltage	5V DC						
	Max. operating voltage	18V DC	16V DC			5V DC		
	Linearity	±1%	±2%			±3%	±0.5%	
Mechanical performance	Effective variable range	13 rotations	320°			330° (1-phase) 360° (2-phase)	S (Travel) -2mm	
	Rotational angle	—	(Without stopper)				—	
	Rotational torque	2mN·m max.				10mN·m max.	—	
	Operating force	—					0.25N max.	
Durability	100,000cycles	●	—			●	—	
	200,000cycles	—					●	
	1,000,000cycles	—	●			—		

Rotary Potentiometers

Slide Potentiometers

Multi Control Devices

Sensors

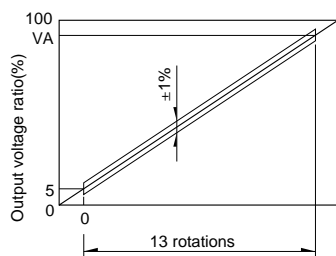
Rotary Type

Linear Type

Method for Regulating the Linearity

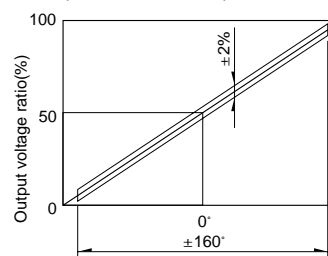
Model RDC40

- Reference taper : 90°/13 rotations
- VA is measured output value



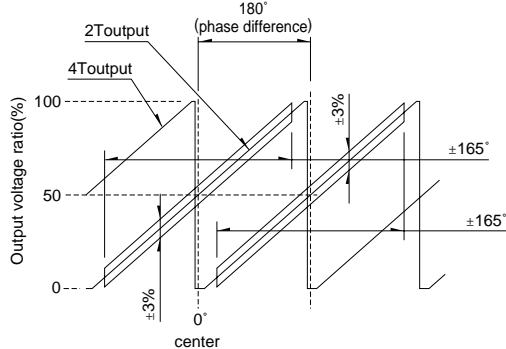
Model RDC50

- Reference taper : 100%/333.3°
- Output level of reference point is 50% .



Model RDC80

- Reference taper : 100%/340°
- The center position depends on the position depicted in the product drawing.



Model RDC10

This is the deviation to an ideal line shown below when the voltage applied between terminals 1 and 3 is assumed to be 100%. (Unit:percentage)

With rated voltage applied between terminals 1 and 3, the ideal line is assumed to be the straight line drawn between the measured output values V_B and V_A at specified reference positions B and A.

