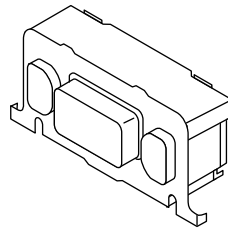
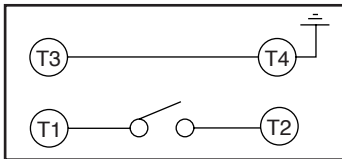


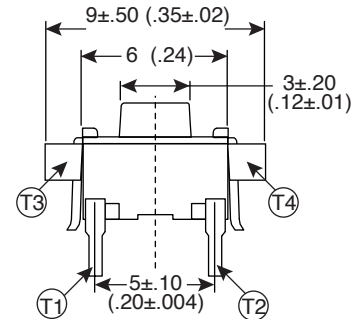
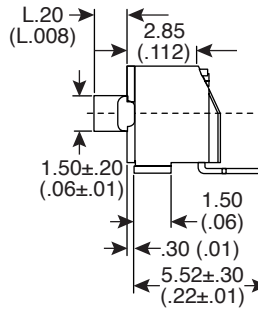
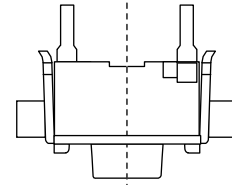
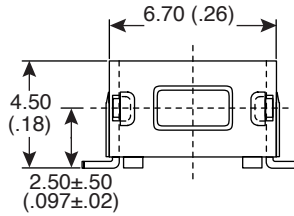
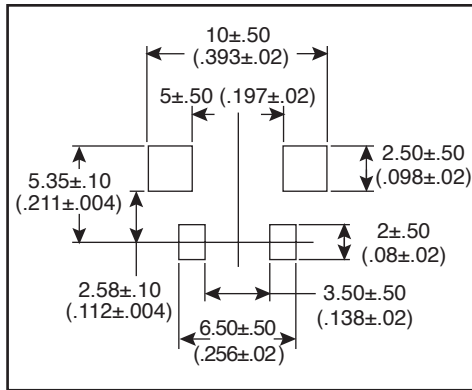
Dimensions: mm (In)



Circuit Diagram



PCB Layout



Electrical Specifications:

- Electrical Life: 50,000 cycles for 160gf, 320gf
- Rating: 50mA/12VDC
- Contact Resistance: 100mΩ max.
- Insulation Resistance: 100MΩ min. @ 500VDC
- Dielectric Strength: 25VAC for 1 minute

Mechanical Specifications:

- Stroke: 0.25+0.2/-0.1mm
- Operating Temperature: -25°C to +70°C
- Storage Temperature: -30°C to +80°C
- Type: SPST

Materials:

- Cover: Stainless steel
- Contact Disc: Stainless with silver cladding
- Terminal: Brass with silver cladding
- Base: UL94V-0 Nylon high temp thermoplastic, black
- Stem: UL94V-0 Nylon high temp thermoplastic
- Color: White(160gf), Salmon (320gf)

Mouser Stock No.	Operating Force	Color	L
101-TS4122R1601-EV	160±50gf	White	0.7mm
101-TS4122R1602-EV	160±50gf	White	1.4mm
101-TS4122R3201-EV	320±80gf	Salmon	0.7mm
101-TS4122R3202-EV	320±80gf	Salmon	1.4mm

Note:

- RoHS Compliant and process compatible with 260° solder

Tactile Switches (SMT)

101-TS4122R1601-EV, 101-TS4122R3201-EV
 101-TS4122R1602-EV, 101-TS4122R3202-EV

