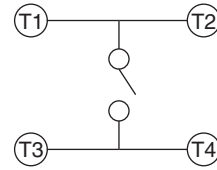
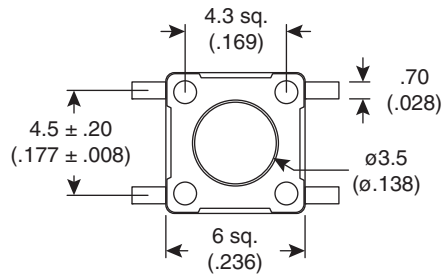
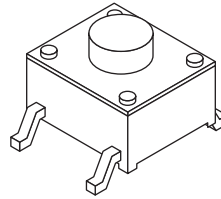
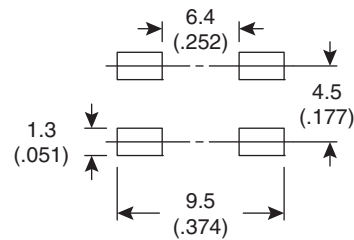
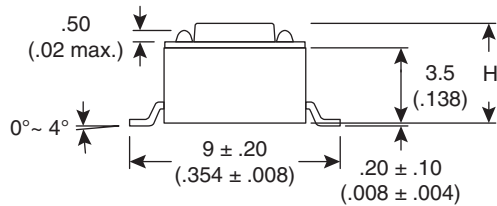


Dimensions: mm (in.)



Circuit Diagram



PCB Layout

**Mechanical Specifications:**

- Type: SPST
- Operating Temperature: -25°~+70°C
- Operating Force: 160 ± 50g
- Storage Temperature: -30°~+80°C
- Travel/Stroke: .25 +.2 / -.1mm
- Stop Strength: 3Kg for 15 seconds

**Electrical Specifications:**

- Rating: 50mA/12VDC
- Insulation resistance: 100MΩ min. @ 500VDC
- Dielectric strength: 250VAC for 1 minute
- Contact resistance: 100mΩ max.
- Electrical life: 500,000 cycles

**Materials:**

- Cover: stainless steel
- Contacts: silver clad phosphor bronze
- Terminals: silver clad brass
- Base: LCP, UL94V-0, brown
- Stem: Nylon, UL94V-0, brown

Mouser Stock No.	Dimension H in.(mm)
101-0164-EV	.169 (4.30)
101-0264-EV	.197 (5.00)
101-0364-EV	.276 (7.00)
101-0464-EV	.374 (9.51)

**Soldering Process:**

- The condition for Reflow Soldering is the temperature on the Cu foil of the PCB surface. There are cases where board's temperature greatly differs from switch's surface be used not to allow switch's surface temperature to exceed 260°C.
- Manual Soldering: Soldering Temperature: Max.350°C  
Continuous Soldering Time: Max. 5 Seconds

**Note:**

- RoHS Compliant

**Tactile Switches (SMD)**

101-0164-EV, 101-0264-EV, 101-0364-EV, 101-0464-EV



Available from Mouser Electronics

www.mouser.com

1-800-346-6873

Specifications are subject to change without notice. No liability or warranty implied by this information. Environmental compliance based on producer documentation.