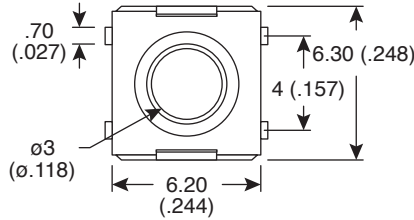
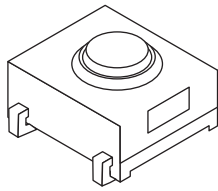
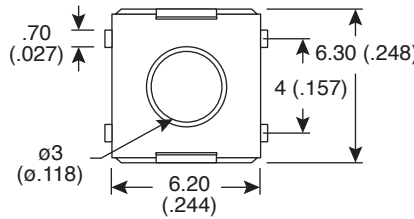
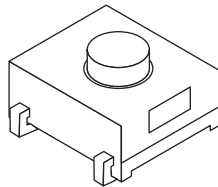
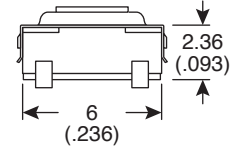
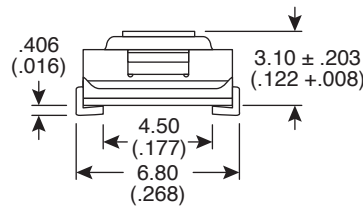


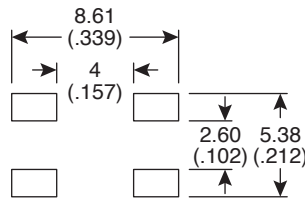
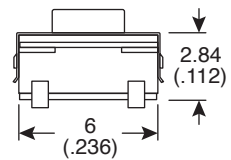
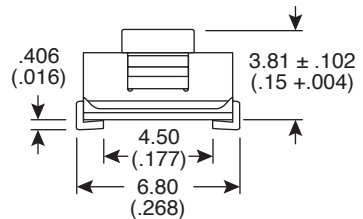
Dimensions: mm (In.)



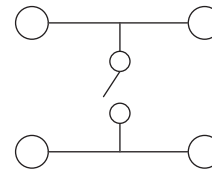
101-0267-EV



101-0367-EV



PCB Layout



Circuit Diagram

Mechanical Specifications:

- Stop strength: 3Kg for 15 seconds
- Operating force: 160±50g (101-0267), 180±50g (101-0367)
- Operating temperature: -25°~+70°C
- Storage temperature: -30°~+80°C
- Travel: .25 +.02 -.1mm

Electrical Specifications:

- Life: 100,000 cycles (101-0267), 500,000 cycles (101-0367)
- Contact resistance: 100mΩ max.
- Insulation resistance: 100MΩ min. @ 500VDC
- Dielectric Strength: 250VAC for 1 minute
- Rating: 50mA / 12VDC

Note:

- RoHS Compliant and process compatible with 260° solder

Materials:

- Cover: stainless steel
- Contacts: silver clad phosphor bronze
- Terminals: silver clad brass
- Base: PPA, UL94V-0, black

Tactile Switches
101-0267-EV, 101-0367-EV

