

# KMT2 Series Nano-Miniature SMT Top Actuated



## Features

- **Smallest footprint**
- **High number of cycles within the smallest packaging**
- **Smallest thickness with integrated actuator**
- **Ground pin option**
- **Halogen free**

## Typical Applications

- **Mobile Phones**
- **Hearing Aids**
- **MP3 accessories**
- **Bluetooth Headset**

## Specification

FUNCTION: momentary action  
CONTACT ARRANGEMENT: 1 make contact = SPST, N.O.  
TERMINALS: Gullwing type for SMT

## Mechanical

Type G and NG	Operating force Newtons (grams)	Operating Life	Tactile Feeling	Travel mm
KMT 211 HF LFS	1.0 (100) ± 0.25	150,000	≥ 10%	0.13 ± 0.06
KMT 221 HF LFS	1.6 (160) ± 0.40	150,000	≥ 30%	0.13 ± 0.06

## Electrical

	Silver
MAXIMUM POWER:	0.5 VA
MAXIMUM VOLTAGE:	32 VDC
MINIMUM VOLTAGE:	20mV
MAXIMUM CURRENT DC:	50 mA
MINIMUM CURRENT DC:	1 mA
DIELECTRIC STRENGTH:	≥ 250 Vrms (1mn)
CONTACT RESISTANCE:	≤ 300 mΩ
INSULATION RESISTANCE:	≥ 50 MΩ
BOUNCE TIME:	≤ 6 ms

## Environmental

	Silver
OPERATING TEMPERATURE:	-40°C to 85°C
STORAGE TEMPERATURE:	-55°C (10 days) +85°C (4 days)

## Process

SOLDERING: This component is suited to the following methods:  
- Infrared Reflow Soldering in accordance with IEC61760-1

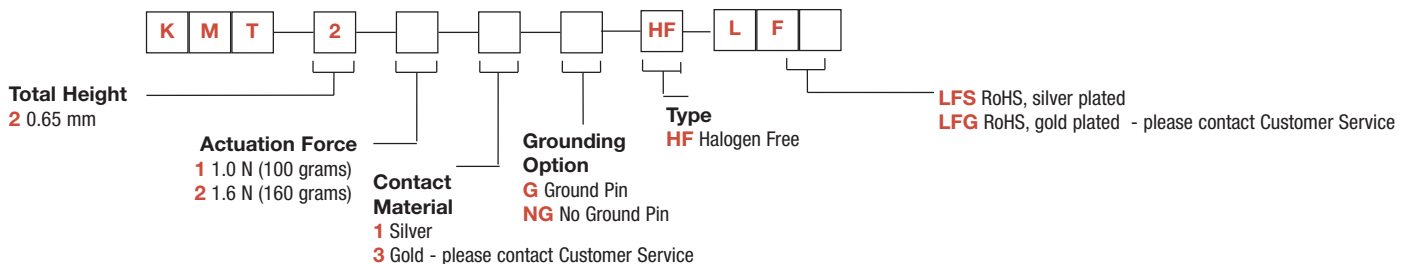
## Packaging

In reels of 4,000 pieces.  
Dimensions of reels according to EIA 481B  
External diameter 180 mm

**NOTE:** Specifications listed above are for switches with standard options.  
For information on specific and custom switches, consult Customer Service Center.

## Part Number Description

For any part number different from those listed above, please consult your local representative.



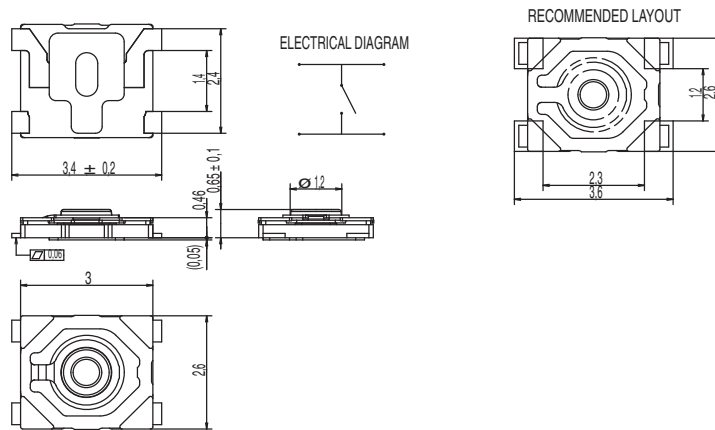
Dimensions are shown: Inch (mm)  
Specifications and dimensions subject to change



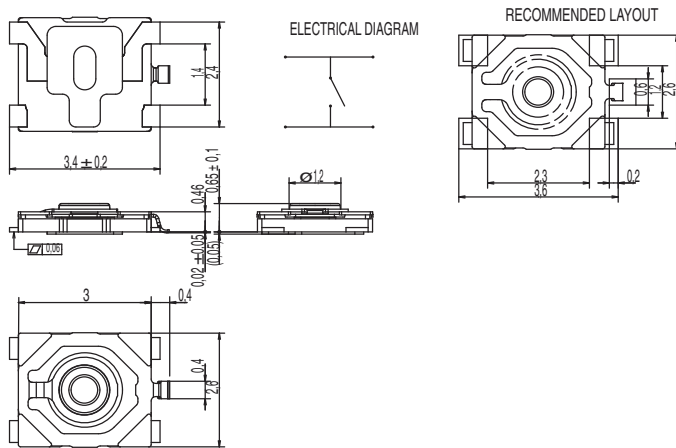
Tactile Switches

# KMT2 Series Nano-Miniature SMT Top Actuated

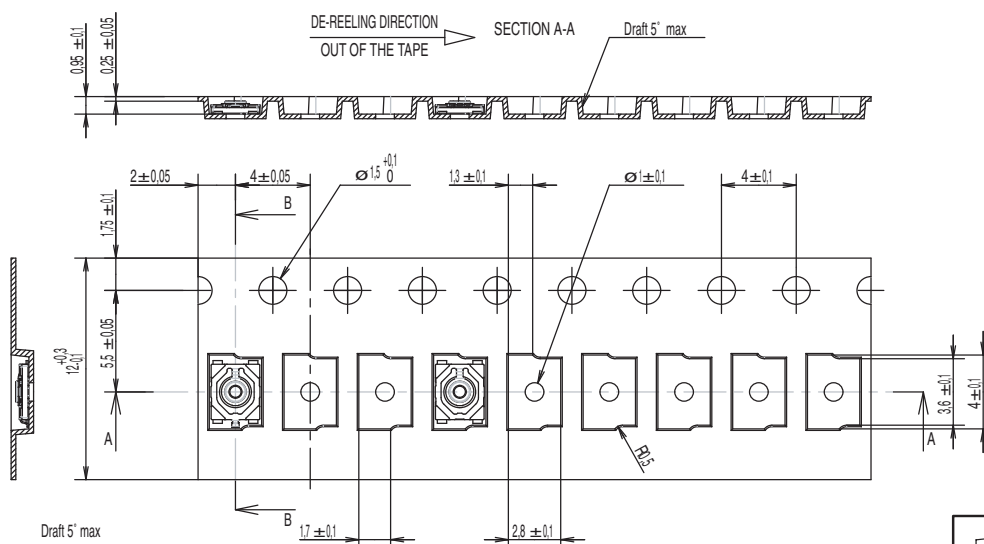
## KMT Series – No Ground Pin



## KMT Series – With Ground



## TAPE & REEL



Dimensions are shown: Inch (mm)  
Specifications and dimensions subject to change

