

# MICRO SWITCH

FREEPORT ILLINOIS, U.S.A  
A DIVISION OF HONEYWELL INC.  
FED. MFG. CODE 91929

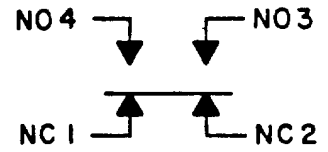
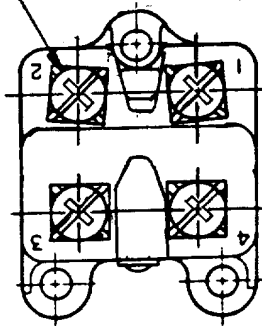
# SWITCH - BASIC

CATALOG LISTING

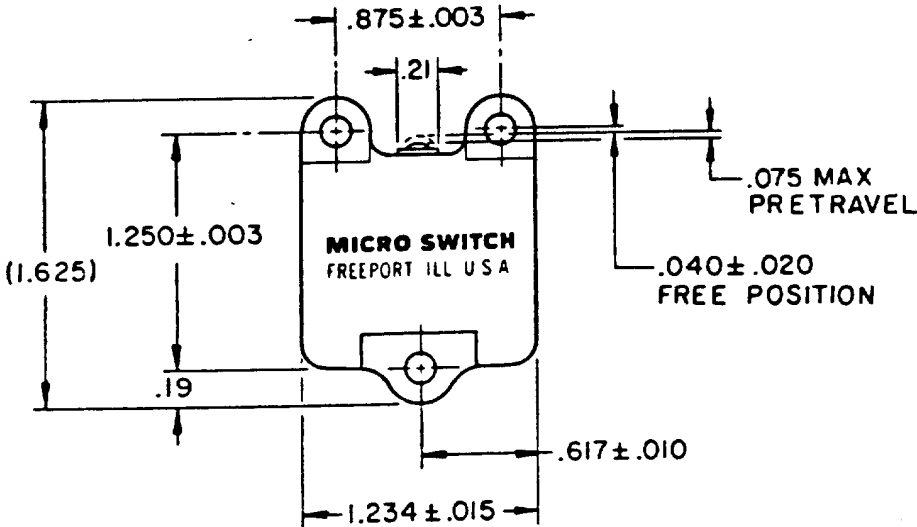
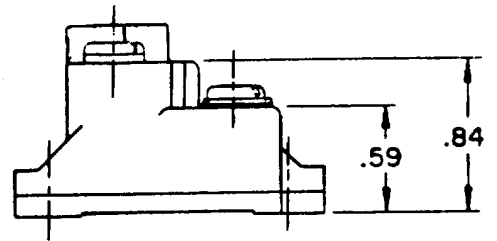
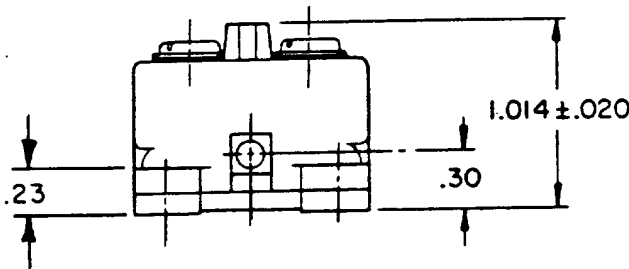
2 MN1

S

4X 8-32 UNC PAN HEAD SCREW AND  
CLAMPING PRESSURE PLATE



CIRCUIT DIAGRAM

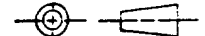


**NOTE**

1 - MOUNTING HOLES WILL ACCEPT NO. 4 SCREWS ON .875 ± .003  
AND 1.250 ± .003 CENTERS

THIS DRAWING COVERS A PROPRIETARY ITEM AND IS THE PROPERTY OF MICRO SWITCH, A DIVISION OF HONEYWELL. THIS DRAWING IS NOT TO BE COPIED OR USED WITHOUT THE APPROVAL OF MICRO SWITCH.

THIRD ANGLE PROJECTION



**CHARACTERISTICS**

OPERATING FORCE	16-24 OZ
RELEASE FORCE	10 OZ MIN
PRETRAVEL	.075 MAX
DIFFERENTIAL TRAVEL	.011-.020
OVERTRAVEL	.017 MIN
RELEASE TRAVEL	.022 MIN

**ELECTRICAL DATA**

CONTACT ARRANGEMENT  
SEE CIRCUIT DIAGRAM

10A 120, 240, OR 480 VAC
1/2 HP 120 VAC, 1 HP 240 VAC
0.8A 115 VDC, 0.4A 230 VDC
0.1A-550 VDC
PILOT DUTY 600 VAC MAX

SCALE FULL

DO NOT SCALE PRINT

UNLESS OTHERWISE SPECIFIED TOLERANCES ARE

ONE PLACE	(.0)	± .030
TWO PLACE	(.00)	± .015
THREE PLACE	(.000)	± .005
ANGLES		±

WEIGHT

2MN1

M

DRAWING NUMBER

213

ISSUE

REPLACES

RELEASE NO.

CHECK

CHECK

CHECK

CHECK

CHECK

CHECK

CHECK

CHECK

REVISIONS

A	CO-65814-E	GRT	19 NOV 90
B	CO-77031	JDB	22 DEC 93

4 DEC 90

19 NOV 90

FO-52848-B

DRAWN