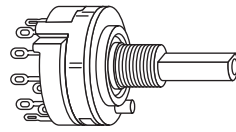
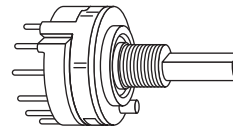


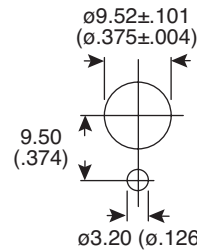
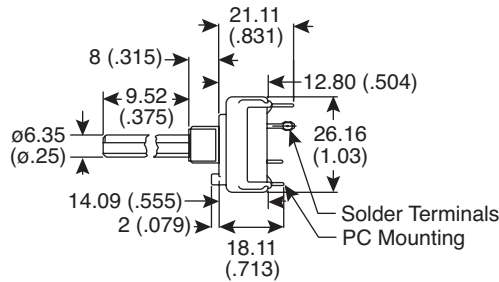
DIMENSIONS: mm (in.)



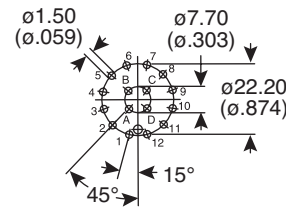
Solder Terminals



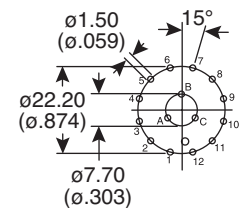
PC Mounting



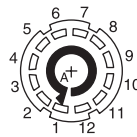
Panel Piercing Details



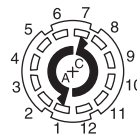
1, 2, and 4 Pole Printed Circuit Layout




3 Pole Printed Circuit Layout



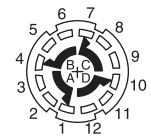
**1 Pole
12 Position**



**2 Pole
6 Position**



**3 Pole
4 Position**



**4 Pole
3 Position**

Electrical Specifications:

- Working Voltage: 300V AC/DC resistive load
- Dielectric Strength: 1000V RMS
- Contact Resistance: <50mΩ (max.)
- Current Rating (Non-Switching): 5A
- Contact Rating: .35A/110VAC or DC;
.15A/250VAC or DC

Mechanical Specifications:

- Index Angle: 30°
- Contact Life: Over 10,000 Operations

Note:

- RoHS Compliant

Materials:

- Contact Plating: .0001" Silver

Lorlin Part No.				Poles	Maximum Positions	Shaft Length in Inches
Solder Terminals		P.C. Terminals				
Shorting	Non-Shorting	Shorting	Non-Shorting			
CK1589	CK1458	---	CK2368	1	12	3/8
CK1590	CK1459	---	CK2369	2	6	3/8
CK1591	CK1460	---	CK2370	3	4	3/8
CK1592	CK1461	---	CK2371	4	3	3/8

Rotary Switches

CK-Series

Available from Mouser Electronics

1-800-346-6873

www.mouser.com

Specifications are subject to change without notice. No liability or warranty implied by this information. Environmental compliance based on producer documentation.